



















WILLOW BEND PARK PLAY EQUIPMENT

EVIDENCE BASED DESIGN



















































PLAY EQUIPMENT	TYPES OF INCLUSIVE PLAY	ACCESSIBLE FEATURES AND INCLUSIVE PLAY BENEFITS	PHYSICAL	SOCIAL-EMOTIONAL	SENSORY	COGNITIVE	COMMUNICATION	INCLUSIVE DESIGN PRINCIPLE
MOUND PLAY POD 	PHYSICAL CHALLENGE UPPER BODY EVENT	THIS COLLECTION OF MOUNDS, PLAY SPHERES, A ROLLER SLIDE, AND A SPACE ARCH PROVIDE A						
SKY RUN ZIP TRACK 	MOTION/ MOVEMENT SENSORY PLAY PARALLEL PLAY	ENABLES CHILDREN OF ALL ABILITIES TO PLAY TOGETHER AND ENGAGE IN SENSORY AND IMAGINATIVE PLAY SIDE-BY-SIDE						
MERRY GO ALL 	MOTION/ MOVEMENT SENSORY PLAY COOPERATIVE PLAY TRANSFER HEIGHT	INCLUSIVE DESIGN ACCOMODATES UP TO 8 USERS (4 SEATED, 4 STANDING) WITH SEATS AT TRANSFER HEIGHT TO ENCOURAGE SOCIAL INTERACTION AND COLLABORATIVE PLAY. CHILDREN ARE ENCOURAGED TO WORK TOGETHER TO DRIVE THE ACTIVITY.						
SHADOW PLAY TRI RUNNER 	SENSORY PLAY COOPERATIVE PLAY MOTION/ MOVEMENT	THREE SEATS ENCOURAGE SOCIAL AND COOPERATIVE SPINNING PLAY, WHILE THE COLORFUL PANELS CAST SHADOWS ON THE GROUND FOR A SENSORY PLAY ELEMENT						
PLAY TOWER 	PHYSICAL CHALLENGE TRANSFER MOTION/ MOVEMENT DRAMATIC PLAY SENSORY PLAY/ BALCONY PANEL	THE TOWER, INCLUDING ADA ACCESSIBLE RAMPS AND BUILT-IN SHADE, IS DESIGNED TO HAVE SOMETHING FOR EVERYONE OF DIFFERENT ABILITIES TO DISCOVER						
LOG BALANCE BEAM 	SENSORY PLAY BALANCE	PROMOTES BALANCE AND FULL BODY STABILITY AND COORDINATION						
HILLSIDE ARCH 	SENSORY PLAY BRACHIATING PLAY	PROMOTES UPPER BODY STRENGTH AND TEACHES STABILITY						
MOUND TUGROPE 	SENSORY PLAY BRACHIATING PLAY	PROMOTES BALANCE, UPPER BODY STRENGTH, AND A TACTILE EXPERIENCE						
ROXALL SEE SAW 	COOPERATIVE PLAY MOTION/ MOVEMENT TRANSFER HEIGHT	OFFERS 4 HIGH BACK SEATS WITH RAILS FOR CHILDREN OF ALL ABILITIES, WITH ADDITIONAL SEATING IN THE CENTER SAUCER AT TRANSFER HEIGHT						

7 PRINCIPLES OF UNIVERSAL DESIGN

- 1) EQUITABLE USE
- 2) FLEXIBILITY IN USE
- 3) SIMPLE + INTUITIVE USE
- 4) PERCEPTIBLE INFORMATION
- 5) TOLERANCE FOR ERROR
- 6) LOW PHYSICAL EFFORT
- 7) SIZE + SPACE FOR APPROACH + USE

WILLOW BEND PARK PLAY EQUIPMENT

EVIDENCE BASED DESIGN














































PLAY EQUIPMENT	TYPES OF INCLUSIVE PLAY	ACCESSIBLE FEATURES AND INCLUSIVE PLAY BENEFITS	PHYSICAL	SOCIAL-EMOTIONAL	SENSORY	COGNITIVE	COMMUNICATION	INCLUSIVE DESIGN PRINCIPLE
CANTATA CHIMES 	MUSIC PLAY SENSORY PLAY	PRECISION TUNED TO A PENTATONIC SCALE TO PREVENT WRONG NOTES, AND AVAILABLE WITH ADAPTIVE Mallet						
JAZZ A MINOR 	MUSIC PLAY SENSORY PLAY	ENHANCES COGNITIVE SKILLS AND IS ACCESSIBLE TO ALL CHILDREN AND ADULTS						
CONCERT TRIO 	MUSIC PLAY SENSORY PLAY	INCLUSIVE/ACCESSIBLE MUSIC ELEMENT FOR ALL CHILDREN AGES 2-5 WITH A TONE CHAMBER TO AMPLIFY SOUND						
SAUCER SWING 	SENSORY PLAY COOPERATIVE PLAY MOTION/ MOVEMENT	CONTAINS SPACE FOR 5 CHILDREN OF ALL ABILITIES FOR COOPERATIVE PLAY. TRANSFER HEIGHT FOR MOBILITY DEVICES AND VESTIBULAR STIMULATION FOR SENSORY PROCESSING DISORDERS						
ZERO G SWING CHAIR 	MOTION/ MOVEMENT SENSORY PLAY	DIFFERENT SIZES FOR AGES 2-5 AND 5-12. ENGAGES SENSES AND ENCOURAGES INTERACTION WITH CAREGIVERS AND PEERS. ALLOW FOR PARALLEL PLAY FOR CHILDREN WITH DIFFERENT ABILITIES. POSITION OF CHAIR HELPS USERS MAINTAIN A NEUTRAL BODY POSITION AND MINIMIZES FATIGUE						
EXPRESSION SWING UNIVERSAL 	MOTION/ MOVEMENT SENSORY PLAY BALANCE + COORDINATION	FOR AGES 5-12, THIS FACE TO FACE, EYE TO EYE DESIGN ALLOWS FOR OPPORTUNITIES FOR MULTIGENERATIONAL PLAY AND EMOTIONAL BONDING. THE ADAPTIVE SEAT CATER TO ALL ABILITIES.						
EXPRESSION SWING TODDLER 	MOTION/ MOVEMENT SENSORY PLAY BALANCE + COORDINATION	FOR AGES 2-5, THIS FACE TO FACE, EYE TO EYE DESIGN ALLOWS FOR OPPORTUNITIES FOR MULTIGENERATIONAL PLAY AND EMOTIONAL BONDING. THE ADAPTIVE SEAT CATER TO ALL ABILITIES.						
BELT SWING SEAT 	SENSORY PLAY MOTION/ MOVEMENT PHYSICAL CHALLENGE BALANCE + COORDINATION	ENHANCES CORE STRENGTH WHILE INCREASING SPATIAL AWARENESS AND HELPING DEVELOP FINE AND GROSS MOTOR SKILLS						
ENCLOSED TOT SWING 	MOTION/ MOVEMENT SENSORY PLAY BALANCE + COORDINATION	FOR AGES 2-5, ENHANCES CORE STRENGTH WHILE INCREASING SPATIAL AWARENESS AND HELPING DEVELOP FINE AND GROSS MOTOR SKILLS						

7 PRINCIPLES OF UNIVERSAL DESIGN

- 1) EQUITABLE USE
- 2) FLEXIBILITY IN USE
- 3) SIMPLE + INTUITIVE USE
- 4) PERCEPTIBLE INFORMATION
- 5) TOLERANCE FOR ERROR
- 6) LOW PHYSICAL EFFORT
- 7) SIZE + SPACE FOR APPROACH + USE

WILLOW BEND PARK PLAY EQUIPMENT

EVIDENCE BASED DESIGN




























PLAY EQUIPMENT	TYPES OF INCLUSIVE PLAY	ACCESSIBLE FEATURES AND INCLUSIVE PLAY BENEFITS	PHYSICAL	SOCIAL-EMOTIONAL	SENSORY	COGNITIVE	COMMUNICATION	INCLUSIVE DESIGN PRINCIPLE
INCLUSIVE WHIRL 	SENSORY PLAY COOPERATIVE PLAY MOTION/ MOVEMENT UPPER BODY STRENGTH	A ZERO ENTRY UNIVERSAL DESIGN THAT IS WHEELCHAIR ACCESSIBLE AND EASY TO ACCESS FOR ALL USERS. THE FEATURE CAN BE TURNED FROM THE OUTSIDE, AND ENCOURAGES FACE TO FACE INTERACTION						
COMMUNICATION BOARDS 	SENSORY PLAY COOPERATIVE PLAY	A SYMBOL BOARD THAT ASSISTS WITH COMMUNICATION FOR NON-VERBAL CHILDREN, EARLY LEARNERS, AND SPEAKERS OF DIFFERENT LANGUAGES						
SENSORY WAVE WALL 	SENSORY PLAY	TEXTURED SENSORY WALL THAT PROVIDES DIFFERENT SENSORY EXPERIENCES IN A UNIFIED LOCATION						
TALKING STUMP 	SENSORY PLAY COOPERATIVE PLAY	A NATURE-INSPIRED TUBE THAT ALLOWS KIDS AND ADULTS TO COMMUNICATE ACROSS THE PLAYGROUND. THE TEXTURED SURFACE PROVIDE FOR A TACTILE SENSORY EXPERIENCE.						
SPIRAL GAME TABLE 	MOTION/ MOVEMENT SENSORY PLAY COOPERATIVE PLAY	A MULTI-PERSON GAME TABLE THAT ALLOWS CHILDREN OF DIFFERENT ABILITIES TO PLAY TOGETHER AND WORK ON THEIR COMMUNICATION AND COOPERATION SKILLS						
MUSIC TIME 	MOTION/ MOVEMENT SENSORY PLAY MUSIC PLAY	AN ACCESSIBLE AND INCLUSIVE MUSICAL PLAY PIECE FOR CHILDREN OF ALL ABILITIES THAT ALLOWS FOR A MUTED AUDITORY EXPERIENCE						
ANIMAL TRACKERS PANEL 	SENSORY PLAY	AN EDUCATIONAL PANEL WITH AN AUDITORY AND SENSORY EXPERIENCE THAT GENERATES POWER BY SPINNING A KNOB						
SOUNDS OF WATER PANEL 	SENSORY PLAY	AN EDUCATIONAL PANEL WITH AN AUDITORY AND SENSORY EXPERIENCE THAT GENERATES POWER BY SPINNING A KNOB						
BRAILLE PANEL 	SENSORY PLAY COOPERATIVE PLAY	AN ACTIVITY PANEL THAT INCREASES AWARENESS AND TEACHES ABOUT THE BRAILLE LANGUAGE WHILE PROVIDING A TACTILE EXPERIENCE						

7 PRINCIPLES OF UNIVERSAL DESIGN

- 1) EQUITABLE USE
- 2) FLEXIBILITY IN USE
- 3) SIMPLE + INTUITIVE USE
- 4) PERCEPTIBLE INFORMATION
- 5) TOLERANCE FOR ERROR
- 6) LOW PHYSICAL EFFORT
- 7) SIZE + SPACE FOR APPROACH + USE

WILLOW BEND PARK PLAY EQUIPMENT

EVIDENCE BASED DESIGN

PLAY EQUIPMENT	TYPES OF INCLUSIVE PLAY	ACCESSIBLE FEATURES AND INCLUSIVE PLAY BENEFITS	PHYSICAL	SOCIAL-EMOTIONAL	SENSORY	COGNITIVE	COMMUNICATION	INCLUSIVE DESIGN PRINCIPLE
 <p>COZY DOME</p>	<p>SENSORY PLAY</p> <p>PHYSICAL CHALLENGE</p>	<p>TEXTURED PLAY SURFACE THAT CAN ACT AS A JUMP IN POINT AND A QUIET SPACE FOR OVERSTIMULATED KIDS</p>						
 <p>SYNTHETIC TURF</p>	<p>ACCESSIBLE SAFETY SURFACING</p> <p>ACTIVE VS. PASSIVE PLAY SETTINGS</p> <p>SENSORY PLAY</p>	<p>ACCESSIBLE AND FORGIVING PLAY SURFACE THAT ALLOWS FOR EXPLORATORY AND EASILY RECOGNIZABLE PLAY AREAS</p>						
 <p>CENTRAL HUB</p>	<p>ACCESSIBLE SURFACE</p> <p>SHADE</p> <p>SEATING</p> <p>RAMP ACCESS</p>	<p>A WHEELCHAIR ACCESSIBLE GATHERING AREA THAT ENCOURAGES COMMUNITY ENGAGEMENT AND ALLOWS FOR A RESTING PLACE IN THE SHADE</p>						
 <p>SPORT COURT</p>	<p>SENSORY PLAY</p> <p>PHYSICAL CHALLENGE</p> <p>UPPER BODY STRENGTH</p> <p>COOPERATIVE PLAY</p>	<p>FLEXIBLE, CONCRETE PLAY SURFACE THAT ALLOWS FOR CHILDREN TO PLAY TOGETHER THROUGH A VARIETY OF USES</p>						
 <p>NARROW CONCRETE SLIDE</p>	<p>MOTION/ MOVEMENT</p> <p>SENSORY PLAY</p> <p>TRANSFER STATION</p>	<p>A FAST PACED CONCRETE SLIDE THAT CAN ACCOMMODATE MULTIPLE KIDS AT ONCE AND ALLOWS FOR A DIFFERENT SENSORY EXPERIENCE WHILE NOT INTERFERING WITH DIGITAL MEDICAL DEVICES</p>						
 <p>WIDE CONCRETE SLIDE</p>	<p>MOTION/ MOVEMENT</p> <p>SENSORY PLAY</p> <p>COOPERATIVE PLAY</p> <p>TRANSFER STATION</p>	<p>A SLOW, WIDE CONCRETE SLIDE THAT CAN ACCOMMODATE MULTIPLE KIDS OR ADULTS AT ONCE AND ALLOWS FOR A DIFFERENT SENSORY EXPERIENCE WHILE NOT INTERFERING WITH DIGITAL MEDICAL DEVICES</p>						
 <p>TURF BERMS</p>	<p>ACCESSIBLE SAFETY SURFACING</p> <p>ACTIVE VS. PASSIVE PLAY SETTINGS</p> <p>SENSORY PLAY</p>	<p>CONSTRUCTED OF ACCESSIBLE AND FORGIVING PLAY SURFACE, THESE ALLOW FOR EXPLORATORY AND EASILY RECOGNIZABLE PLAY AREAS</p>						
 <p>LOOPING PATHS</p>	<p>LOOPING PATTERNS</p>	<p>ENGAGES CHILDREN IN REPETITION TO SUPPORT DEVELOPMENT OF INTUITIVE PLAY PATTERNS</p>						
 <p>SHADE SAIL</p>	<p>SHADE</p>	<p>SINGLE POST STRUCTURE THAT BRINGS A BALANCE OF SUNLIGHT EXPOSURE AND MOMENTS OF RELIEF TO THE PLAY ENVIRONMENT</p>						

7 PRINCIPLES OF UNIVERSAL DESIGN

- 1) EQUITABLE USE
- 2) FLEXIBILITY IN USE
- 3) SIMPLE + INTUITIVE USE
- 4) PERCEPTIBLE INFORMATION
- 5) TOLERANCE FOR ERROR
- 6) LOW PHYSICAL EFFORT
- 7) SIZE + SPACE FOR APPROACH + USE