

Loveland, CO

The National Community Survey, 2022

Report of Results
Received September 8, 2022

Report by:



Visit us online!
www.polco.us

About The NCS™

The National Community Survey™ (The NCS™) report is about the “livability” of Loveland. A livable community is a place that is not simply habitable, but that is desirable. It is not only where people do live, but where they want to live. The survey was developed by the experts from National Research Center at Polco.

Great communities are partnerships of the government, private sector, community-based organizations and residents, all geographically connected. The NCS captures residents’ opinions considering ten central facets of a community:

- Economy
- Mobility
- Community Design
- Utilities
- Safety
- Natural Environment
- Parks and Recreation
- Health and Wellness
- Education, Arts, and Culture
- Inclusivity and Engagement

The report provides the opinions of a representative sample of 680 residents of the City of Loveland collected from June 3rd, 2022 to July 13th, 2022. The margin of error around any reported percentage is 3.8% for all respondents and the response rate for the 2022 survey was 18%. Survey results were weighted so that the demographic profile of respondents was representative of the demographic profile of adults in Loveland.



How the results are reported

For the most part, the percentages presented in the following tabs represent the “percent positive.” Most commonly, the percent positive is the combination of the top two most positive response options (i.e., excellent/good, very safe/somewhat safe, etc.). On many of the questions in the survey respondents may answer “don’t know.” The proportion of respondents giving this reply is shown in the full set of responses included in the tab “Complete data.” However, these responses have been removed from the analyses presented in most of the tabs. In other words, the tables and graphs display the responses from respondents who had an opinion about a specific item.

Comparisons to benchmarks

NRC’s database of comparative resident opinion is comprised of resident perspectives gathered in surveys from over 600 communities whose residents evaluated the same kinds of topics on The National Community Survey. The comparison evaluations are from the most recent survey completed in each community in the last five years. NRC adds the latest results quickly upon survey completion, keeping the benchmark data fresh and relevant. The communities in the database represent a wide geographic and population range. In each tab, Loveland’s results are noted as being “higher” than the benchmark, “lower” than the benchmark, or “similar” to the benchmark, meaning that the average rating given by Loveland residents is statistically similar to or different (greater or lesser) than the benchmark. Being rated as “higher” or “lower” than the benchmark means that Loveland’s average rating for a particular item was more than 10 points different than the benchmark. If a rating was “much higher” or “much lower,” then Loveland’s average rating was more than 20 points different when compared to the benchmark.

The survey was administered during the COVID-19 pandemic, a time of challenge for many local governments. While we provide comparisons to national benchmarks, it is important to note that much of the benchmark data was collected prior to the pandemic. This may impact how your City’s 2022 ratings compare to other communities’ ratings from the past five years.

Methods

Selecting survey recipients

All households within the City of Loveland were eligible to participate in the survey. A list of all households within the zip codes serving Loveland was purchased from Go-Dog Direct based on updated listings from the United States Postal Service. Since some of the zip codes that serve the City of Loveland households may also serve addresses that lie outside of the community, the exact geographic location of each housing unit was compared to community boundaries using the most current municipal boundary file. Addresses located outside of the City of Loveland boundaries were removed from the list of potential households to survey. Each address identified as being within city boundaries was further identified as being within one of the four wards. From that list, addresses were randomly selected as survey recipients, with multi-family housing units (defined as those with a unit number) sampled at a rate of 5:3 compared to single family housing units.

An individual within each household was selected using the birthday method. The birthday method selects a person within the household by asking the “person whose birthday has most recently passed” to complete the questionnaire. The underlying assumption in this method is that day of birth has no relationship to the way people respond to surveys. This instruction was contained in the introduction of the survey.

Conducting the survey

The 4,000 randomly selected households received mailings beginning on June 3rd, 2022 and the survey remained open for seven weeks. For all selected households, the first mailing was a postcard inviting the household to participate in the survey. The next mailing contained a cover letter with instructions, the survey questionnaire, and a postage-paid return envelope.

The survey was available in English and Spanish. All mailings contained paragraphs in both languages instructing participants on how to complete the survey in their preferred language.

About 3% of the 4,000 mailed invitations or surveys were returned because the household address was vacant or the postal service was unable to deliver the survey as addressed. Of the remaining 3,863 households that received the invitations to participate, 680 completed the survey, providing an overall response rate of 18%. The response rate was calculated using AAPOR’s response rate #2* for mailed surveys of unnamed persons.

It is customary to describe the precision of estimates made from surveys by a “level of confidence” and accompanying “confidence interval” (or margin of error). A traditional level of confidence, and the one used here, is 95%. The 95% confidence interval can be any size and quantifies the sampling error or imprecision of the survey results because some residents’ opinions are relied on to estimate all residents’ opinions. The margin of error for the City of Loveland survey is no greater than plus or minus four percentage points around any given percent reported for all respondents (680 completed surveys).

In addition to the randomly selected “probability sample” of households, a link to an online open participation survey was publicized by the City of Loveland. The open participation survey was identical to the probability sample survey with two small updates; it included a map at the beginning asking where the respondent lives and a question about where they heard about the survey. The open participation survey was open to all city residents and became available on June 29th, 2022. The survey remained open for 2 weeks. The data presented in the following tabs exclude the open participation survey data, but a tab at the end provides the complete frequency of responses to questions by the open participation respondents.

Analyzing the data

Responses from mailed surveys were entered into an electronic dataset using a “key and verify” method, where all responses are entered twice and compared to each other. Any discrepancies were resolved in comparison to the original survey form. Range checks as well as other forms of quality control were also performed. Responses from surveys completed on Polco were downloaded and merged with the mailed survey responses.

The demographics of the survey respondents were compared to those found in the 2010 Census and 2019 American Community Survey estimates for adults in the City of Loveland. The primary objective of weighting survey data is to make the survey respondents reflective of the larger population of the community. The characteristics used for weighting were age, sex, race, Hispanic origin, housing type, housing tenure, and area. No adjustments were made for design effects. Weights were calculated using an iterative, multiplicative raking model known as the ANES Weighting Algorithm.* The results of the weighting scheme for the probability sample are presented in the following table.

NRC aligns demographic labels with those used by the U.S. Census for reporting purposes, when possible. Some categories (e.g., age, race/Hispanic origin, housing type, and length of residency) are combined into smaller subgroups.

		Unweighted	Weighted	Target*
Age	18-34	7%	25%	28%
	35-54	15%	33%	31%
	55+	78%	42%	40%
Area	Ward 1	30%	25%	25%
	Ward 2	25%	22%	22%
	Ward 3	18%	23%	23%
	Ward 4	27%	30%	30%
Hispanic origin	No, not Spanish, Hispanic, or Latino	96%	90%	90%
	Spanish, Hispanic, or Latino	4%	10%	10%
Housing tenure	Own	82%	64%	64%
	Rent	18%	36%	36%
Housing type	Attached	24%	35%	35%
	Detached	76%	65%	65%
Race & Hispanic origin	Not white alone	10%	13%	13%
	White alone, not Hispanic or Latino	90%	87%	87%
Sex	Female	63%	55%	52%
	Male	37%	45%	48%
Sex/age	Female 18-34	5%	15%	14%
	Female 35-54	9%	16%	16%
	Female 55+	49%	24%	23%
	Male 18-34	2%	10%	14%
	Male 35-54	6%	17%	16%
	Male 55+	29%	19%	18%

The survey datasets were analyzed using all or some of a combination of the Statistical Package for the Social Sciences (SPSS), R, Python, and Tableau. For the most part, the percentages presented in the reports represent the “percent positive.” The percent positive is the combination of the top two most positive response options (i.e., excellent/good, very safe/somewhat safe, essential/very important, etc.), or, in the case of resident behaviors/participation, the percent positive represents the proportion of respondents indicating “yes” or participating in an activity at least once a month.

On many of the questions in the survey respondents may answer “don’t know.” The proportion of respondents giving this reply is shown in the full set of responses included in the tab “Complete data”. However, these responses have been removed from the analyses presented in the reports. In other words, the tables and graphs display the responses from respondents who had an opinion about a specific item.

Contact

The City of Loveland funded this research. Please contact Nicole Yost of the City of Loveland at Nicole.Yost@cityofloveland.org if you have any questions about the survey.

Survey Validity

See the Polco Knowledge Base article on survey validity at <https://info.polco.us/knowledge/statistical-vali>

* See AAPOR’s Standard Definitions for more information at

<https://www.aapor.org/Publications-Media/AAPOR-Journals/Standard-Definitions.aspx>

* Pasek, J. (2010). ANES Weighting Algorithm. Retrieved from

<https://web.stanford.edu/group/iriss/cgi-bin/anesrake/resources/RakingDescription.pdf>

* Targets come from the 2010 Census and 2019 American Community Survey

Highlights

Community members appreciate the local services provided by Loveland and have identified growth opportunities for governance.

The quality of services provided by the City of Loveland was rated either excellent or good by 7 in 10 community members. In addition, about three-quarters of survey participants applauded city public information services and the overall customer service provided by Loveland employees. About half gave high marks to the value of services for taxes paid to Loveland and the overall direction that Loveland is taking, on par with the national average. In a custom question unique to Loveland, about 6 in 10 indicated that they strongly agreed or somewhat agreed with the following statements: “I trust my elected officials” and “I feel that my local city government is truthful and transparent.” Over 7 in 10 felt similarly about the statement “I trust my city staff leaders.”

Loveland residents praise their overall quality of life, though some aspects of equity and inclusion indicate an opportunity for growth.

Over 8 in 10 respondents favorably reviewed Loveland as a place to live and the overall quality of life in the city. A similarly high proportion were likely to recommend living in Loveland to others (82%) and planned to remain in the city for the next five years (86%). Loveland as a place to raise children received high marks from about 80% of respondents, and over two-thirds were also pleased with the city as a place to retire. Each of these ratings were on par with benchmark comparisons across the nation.

When asked to rate the job Loveland does at making all residents feel welcome, two-thirds of survey participants gave the community excellent or good marks. Roughly half felt similarly about the community attracting people from diverse backgrounds and valuing/respecting residents from diverse backgrounds. However, only about 40% evaluated Loveland positively for taking care of vulnerable residents, which was lower than the national benchmark. In a custom question posed by the City, residents were asked to indicate how much of a problem, if any, they believe exists in Loveland for residents based on certain characteristics.

The economy is a priority for Loveland, and residents show concern about general affordability and their own economic outlook.

Residents offered high ratings of importance (91% essential or very important) and relatively lower ratings of quality (57% excellent or good) to Loveland’s overall economic health, suggesting that this facet of livability may be an important focus area for the city. About 7 in 10 evaluated the overall quality of business and service establishments in Loveland as excellent or good. Loveland’s shopping opportunities were favorably reviewed by two-thirds, while about 6 in 10 gave positive marks to the variety of business and service establishments and the vibrancy of Loveland’s downtown area. Slightly fewer than half of survey participants were pleased with the city’s employment opportunities.

While most ratings related to Loveland’s economy were on par with national averages, results indicated the need for further attention in this area, particularly regarding general affordability. The cost of living was rated positively by roughly one-quarter of respondents, which was lower than counterparts across the nation. Additionally, about 1 in 10 gave favorable marks to the availability of affordable quality housing. When asked what impact the economy would likely have on their family income in the next six months, only 7% anticipated that it would be very or somewhat positive, while nearly three-quarters expected negative impacts.

City parks and the natural environment are community assets.

The overall quality of natural environment and overall quality of parks and recreation opportunities with about 8 in 10 rating each as excellent or good. A similar proportion indicated that these areas are also a priority, rating it essential or very important for Loveland to focus on both the natural environment and parks and recreation in the coming two years. Most residents praised Loveland’s fitness opportunities (81%), recreational opportunities (77%), and availability of paths and walking trails (79%). Nearly 9 in 10 applauded city parks. Additionally, about 8 in 10 approved of city recreation programs or classes and city recreation centers or facilities.

Regarding natural environment, Loveland’s open space (75%) and preservation of natural areas (73%) received strong ratings from survey participants. About 69% gave high marks to the city’s water resources, air quality, and cleanliness. Nearly 9 in 10 positively ranked city yard waste pick-up and recycling services, both of which were higher than the national average.

Facets of livability

Resident perceptions of quality and importance for each of the facets of community livability provide an overview of community strengths and challenges that are useful for planning, budgeting and performance evaluation. The charts below show the proportion of residents who rated the community facets positively for quality and the priority (importance) placed on each. Also displayed is whether local ratings were lower, similar, or higher than communities across the country (the national benchmark).

Please rate each of the following characteristics as they relate to Loveland as a whole.
 (% excellent or good)

		vs. benchmark*
Overall quality of parks and recreation opportunities	82%	Similar
Overall quality of natural environment	80%	Similar
Overall quality of the utility infrastructure in Loveland	78%	Similar
Overall health and wellness opportunities	77%	Similar
Overall feeling of safety	71%	Similar
Overall opportunities for education, culture, and the arts	65%	Similar
Overall economic health	57%	Similar
Overall design or layout of residential and commercial areas	54%	Similar
Residents' connection and engagement with their community	53%	Similar
Overall quality of the transportation system	49%	Similar

Please rate how important, if at all, you think it is for the Loveland community to focus on each of the following in the coming two years.
 (% essential or very important)

Overall economic health	91%	Similar
Overall feeling of safety	91%	Similar
Overall quality of the utility infrastructure in Loveland	90%	Similar
Overall quality of natural environment	84%	Similar
Overall quality of parks and recreation opportunities	81%	Similar
Overall health and wellness opportunities	78%	Similar
Overall quality of the transportation system	76%	Similar
Overall design or layout of residential and commercial areas	73%	Similar

Overall opportunities for education, culture, and the arts	71%	Similar
Residents' connection and engagement with their community	63%	Similar

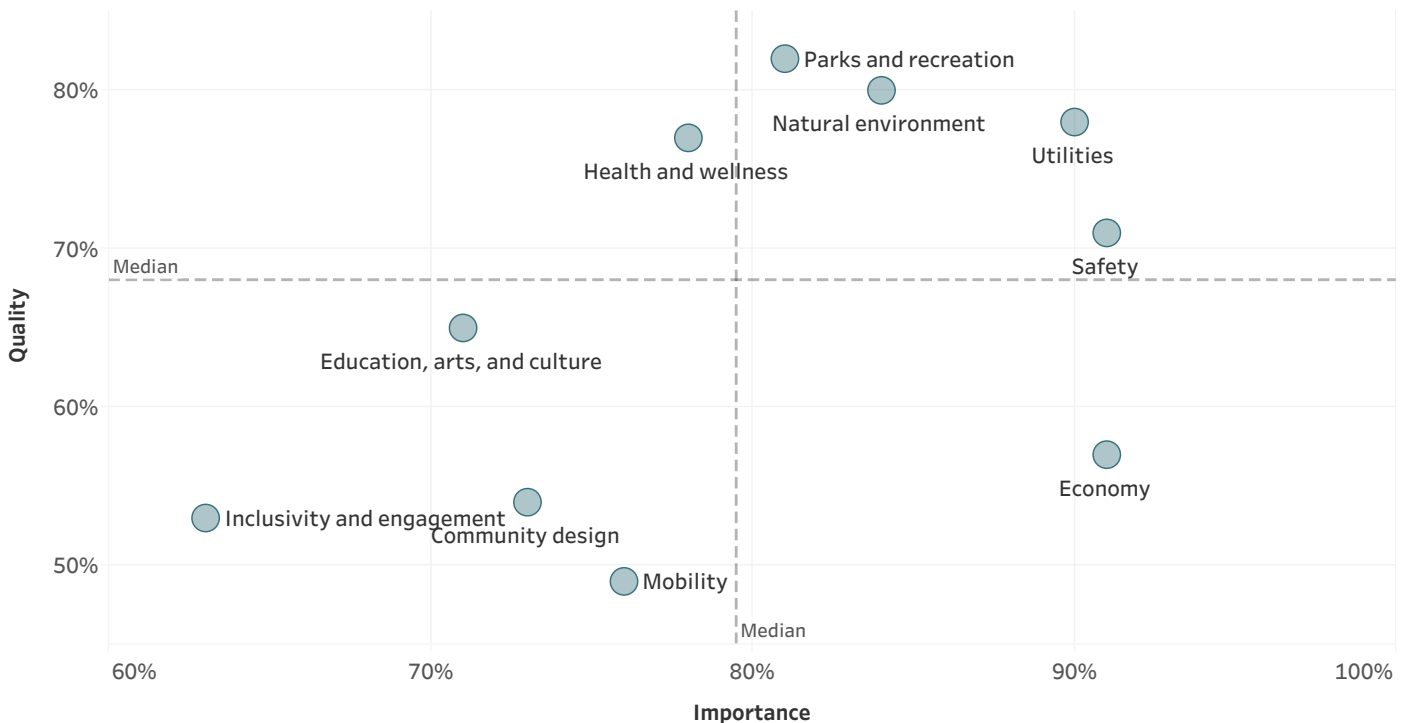
Balancing performance and importance

Every jurisdiction must balance limited resources while meeting resident needs and striving to optimize community livability. To this end, it is helpful to know what aspects of the community are most important to residents and which they perceive as being of higher or lower quality. It is especially helpful to know when a facet of livability is considered of high importance but rated as lower quality, as this should be a top priority to address.

To help guide City staff and officials with decisions on future resource allocation, resident ratings of the importance of services were compared to their ratings of the quality of these services. To identify the services perceived by residents to have relatively lower quality at the same time as relatively higher importance, all services were ranked from highest perceived quality to lowest perceived quality and from highest perceived importance to lowest perceived importance. Some services were in the top half of both lists (higher quality and higher importance); some were in the top half of one list but the bottom half of the other (higher quality and lower importance or lower quality and higher importance); and some services were in the bottom half of both lists.

Services receiving quality ratings of excellent or good by 68% or more of respondents were considered of "higher quality" and those with ratings lower than 68% were considered to be of "lower quality." Services were classified as "more important" if they were rated as essential or very important by 80% or more of respondents. Services were rated as "less important" if they received a rating of less than 80%. This classification uses the median ratings for quality and importance to divide the services in half.

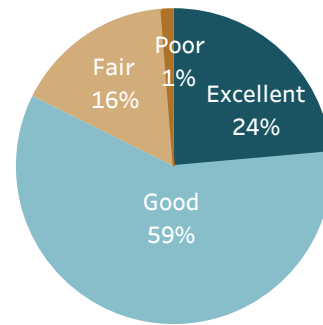
The quadrants in the figure below show which community facets were given higher or lower importance ratings (right-left) and which had higher or lower quality ratings (up-down). Facets of livability falling closer to a diagonal line from the lower left to the upper right are those where performance ratings are more commensurate with resident priorities. Facets scoring closest to the lower right hand corner of the matrix (higher in importance and lower in quality) are those that may warrant further investigation to see if changes to their delivery are necessary to improve their performance. This is the key part of this chart on which to focus. Facets falling in the top left hand corner of the chart (lower in importance but higher in quality) are areas where performance may outscore resident priorities, and may be a consideration for lower resource allocation.



Quality of life

Measuring community livability starts with assessing the quality of life of those who live there, and ensuring that the community is attractive, accessible, and welcoming to all.

The overall quality of life in Loveland



Please rate each of the following aspects of quality of life in Loveland.
(% excellent or good)

		vs. benchmark*
Loveland as a place to live	87%	Similar
The overall quality of life	83%	Similar

Please indicate how likely or unlikely you are to do each of the following.
(% very or somewhat likely)

Remain in Loveland for the next five years	86%	Similar
Recommend living in Loveland to someone who asks	82%	Similar

Please rate each of the following in the Loveland community.
(% excellent or good)

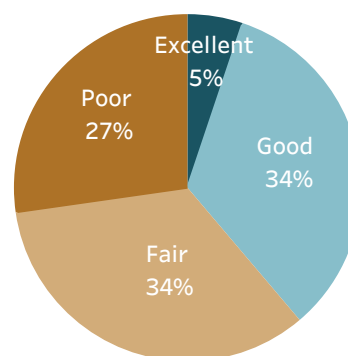
Overall image or reputation	66%	Similar
-----------------------------	-----	---------

* Comparison to the national benchmark is shown. If no comparison is available, this is left blank.

Governance

Strong local governments produce results that meet the needs of residents while making the best use of available resources, and are responsive to the present and future needs of the community as a whole.

Overall confidence in Loveland government



Please rate the quality of each of the following services in Loveland.
(% excellent or good)

		vs. benchmark*
Overall customer service by Loveland employees	78%	Similar
City public information services	74%	Similar

Please rate the following categories of Loveland government performance.
(% excellent or good)

The value of services for the taxes paid to Loveland	56%	Similar
Treating residents with respect	53%	Lower
The overall direction that Loveland is taking	50%	Similar
The job Loveland government does at welcoming resident involvement	49%	Similar
Treating all residents fairly	46%	Similar
Informing residents about issues facing the community	45%	Similar
Generally acting in the best interest of the community	45%	Similar
Being honest	42%	Lower
Overall confidence in Loveland government	39%	Lower
Being open and transparent to the public	37%	Lower

Overall, how would you rate the quality of the services provided by each of the following?
(% excellent or good)

The City of Loveland	70%	Similar
The Federal Government	29%	Similar

* Comparison to the national benchmark is shown. If no comparison is available, this is left blank.

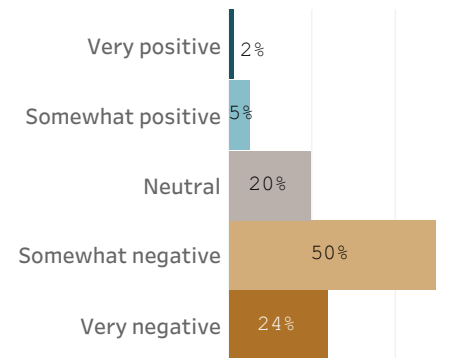
Economy

Local governments work together with private and nonprofit businesses, and with the community at large, to foster sustainable growth, create jobs, and promote a thriving local economy.

Overall economic health of Loveland



What impact, if any, do you think the economy will have on your family income in the next 6 months? Do you think the impact will be:



Please rate each of the following aspects of quality of life in Loveland. (% excellent or good)

		vs. benchmark*
Loveland as a place to visit	74%	Similar
Loveland as a place to work	62%	Similar

Please rate each of the following characteristics as they relate to Loveland as a whole. (% excellent or good)

Overall economic health	57%	Similar
-------------------------	-----	---------

Please rate each of the following in the Loveland community. (% excellent or good)

Overall quality of business and service establishments	73%	Similar
Shopping opportunities	66%	Similar
Variety of business and service establishments	63%	Similar
Vibrancy of downtown area	61%	Similar
Employment opportunities	46%	Similar
Cost of living	27%	Lower

Please rate the quality of each of the following services in Loveland. (% excellent or good)

Economic development	55%	Similar
----------------------	-----	---------

What impact, if any, do you think the economy will have on your family income in the next 6 months? Do you think the impact will be:

(% very or somewhat positive)

What impact, if any, do you think the economy will have on your family income in the next 6 months? Do you think the impact will be:

7%

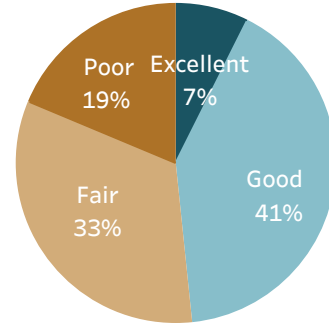
Much lower

* Comparison to the national benchmark is shown. If no comparison is available, this is left blank.

Mobility

The ease with which residents can move about their communities, whether for commuting, leisure, or recreation, plays a major role in the quality of life for all who live, work, and play in the community.

Overall quality of the transportation system in Loveland



Please rate each of the following characteristics as they relate to Loveland as a whole.
(% excellent or good)

		vs. benchmark*
Overall quality of the transportation system	49%	Similar

Please also rate each of the following in the Loveland community.
(% excellent or good)

Ease of walking	65%	Similar
Ease of travel by car	62%	Similar
Ease of travel by bicycle	56%	Similar
Ease of public parking	48%	Similar
Traffic flow on major streets	43%	Similar
Ease of travel by public transportation	26%	Similar

Please indicate whether or not you have done each of the following in the last 12 months.
(% yes)

Walked or biked instead of driving	63%	Similar
Carpooled with other adults or children instead of driving alone	50%	Similar
Used public transportation instead of driving	8%	Lower

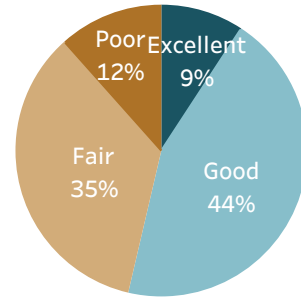
Please rate the quality of each of the following services in Loveland.
(% excellent or good)

Street cleaning	67%	Similar
Street lighting	66%	Similar

Snow removal	63%	Similar
Traffic signal timing	59%	Similar
Sidewalk maintenance	59%	Similar
Traffic enforcement	48%	Lower
Street repair	47%	Similar
City bus or transit services	46%	Similar

* Comparison to the national benchmark is shown. If no comparison is available, this is left blank.

Overall design or layout of Loveland’s residential and commercial areas



Community design

A well-designed community enhances the quality of life for its residents by encouraging smart land use and zoning, ensuring that affordable housing is accessible to all, and providing access to parks and other green spaces.

Please rate each of the following aspects of quality of life in Loveland.
(% excellent or good)

		vs. benchmark*
Your neighborhood as a place to live	84%	Similar

Please rate each of the following characteristics as they relate to Loveland as a whole.
(% excellent or good)

Overall design or layout of residential and commercial areas	54%	Similar
--	-----	---------

Please also rate each of the following in the Loveland community.
(% excellent or good)

Public places where people want to spend time	71%	Similar
Preservation of the historical or cultural character of the community	67%	Similar
Overall appearance	66%	Similar
Well-designed neighborhoods	51%	Similar
Overall quality of new development	40%	Similar
Well-planned commercial growth	38%	Similar
Well-planned residential growth	37%	Similar
Variety of housing options	35%	Similar
Availability of affordable quality housing	11%	Lower

Please rate the quality of each of the following services in Loveland.
(% excellent or good)

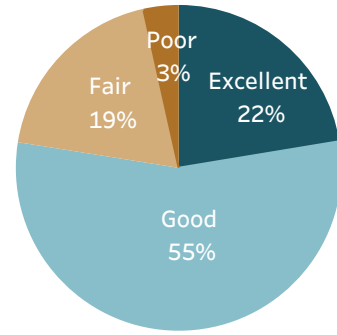
Land use, planning and zoning	36%	Similar
Code enforcement	36%	Similar

* Comparison to the national benchmark is shown. If no comparison is available, this is left blank.

Utilities

Services such as water, gas, electricity, and internet access play a vital role in ensuring the physical and economic health and well-being of the communities they serve.

Overall quality of the utility infrastructure in Loveland



Please rate the quality of each of the following services in Loveland.
(% excellent or good)

		vs. benchmark*
Power service from Loveland Water and Power utility	90%	Similar
Sewer services	89%	Similar
Garbage collection	88%	Similar
Storm water management	86%	Higher
Drinking water	83%	Higher
City utility billing	75%	Similar
Affordable high-speed internet access	62%	Similar

Please rate each of the following characteristics as they relate to Loveland as a whole.
(% excellent or good)

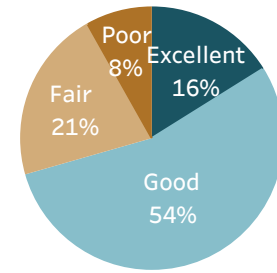
Overall quality of the utility infrastructure in Loveland	78%	Similar
---	-----	---------

* Comparison to the national benchmark is shown. If no comparison is available, this is left blank.

Safety

Public safety is often the most important task facing local governments. All residents should feel safe and secure in their neighborhoods and in the greater community, and providing robust safety-related services is essential to residents' quality of life.

Overall feeling of safety in Loveland



Please rate each of the following characteristics as they relate to Loveland as a whole.
(% excellent or good)

		vs. benchmark*
Overall feeling of safety	71%	Similar

Please rate how safe or unsafe you feel:
(% very or somewhat safe)

In your neighborhood during the day	92%	Similar
In Loveland's downtown area during the day	84%	Similar
From violent crime	75%	Similar
From fire, flood, or other natural disaster	73%	Similar
From property crime	65%	Similar

Please rate the quality of each of the following services in Loveland.
(% excellent or good)

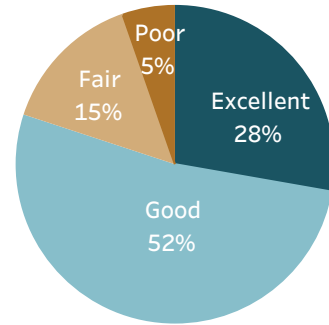
Fire services	94%	Similar
Ambulance or emergency medical services	92%	Similar
Fire prevention and education	80%	Similar
Animal control by Larimer Humane Society	69%	Similar
Emergency preparedness	64%	Similar
Police services	52%	Much lower
Crime prevention	51%	Lower

* Comparison to the national benchmark is shown. If no comparison is available, this is left blank.

Natural environment

The natural environment plays a vital role in the health and well-being of residents. The natural spaces in which residents live and experience their communities has a direct and profound effect on quality of life.

Overall quality of natural environment in Loveland



Please rate each of the following characteristics as they relate to Loveland as a whole.
(% excellent or good)

		vs. benchmark*
Overall quality of natural environment	80%	Similar

Please also rate each of the following in the Loveland community.
(% excellent or good)

Water resources	69%	Similar
Air quality	69%	Similar
Cleanliness	69%	Similar

Please rate the quality of each of the following services in Loveland.
(% excellent or good)

City yard waste pick-up	89%	Higher
City recycling	87%	Higher
Loveland open space	75%	Similar
Preservation of natural areas	73%	Similar

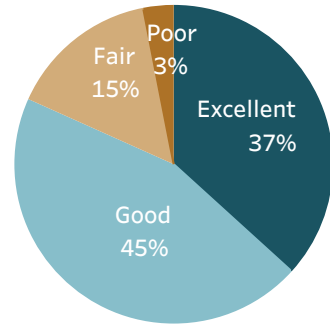
* Comparison to the national benchmark is shown. If no comparison is available, this is left blank.

Parks and recreation

“There are no communities that pride themselves on their quality of life, promote themselves as a desirable location for businesses to relocate, or maintain that they are environmental stewards of their natural resources, without such communities having a robust, active system of parks and recreation programs for public use and enjoyment.”

- National Recreation and Park Association

Overall quality of the parks and recreation opportunities



Please rate each of the following characteristics as they relate to Loveland as a whole.
(% excellent or good)

		vs. benchmark*
Overall quality of parks and recreation opportunities	82%	Similar

Please also rate each of the following in the Loveland community.
(% excellent or good)

Fitness opportunities	81%	Similar
Availability of paths and walking trails	79%	Similar
Recreational opportunities	77%	Similar

Please rate the quality of each of the following services in Loveland.
(% excellent or good)

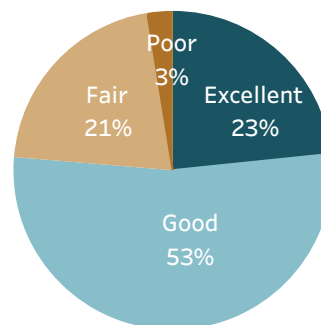
City parks	86%	Similar
City recreation programs or classes	81%	Similar
City recreation centers or facilities	77%	Similar

* Comparison to the national benchmark is shown. If no comparison is available, this is left blank.

Health and wellness

The characteristics of and amenities available in the communities in which people live has a direct impact on the health and wellness of residents, and thus, on their quality of life overall.

Overall health and wellness opportunities in Loveland



Please rate each of the following characteristics as they relate to Loveland as a whole.
(% excellent or good)

		vs. benchmark*
Overall health and wellness opportunities	77%	Similar

Please also rate each of the following in the Loveland community.
(% excellent or good)

Availability of preventive health services	64%	Similar
Availability of affordable quality health care	60%	Similar
Availability of affordable quality food	53%	Similar
Availability of affordable quality mental health care	37%	Similar

Please rate the quality of each of the following services in Loveland.
(% excellent or good)

Health services provided by Larimer County	73%	Similar
--	-----	---------

Please rate your overall health.
(% excellent or very good)

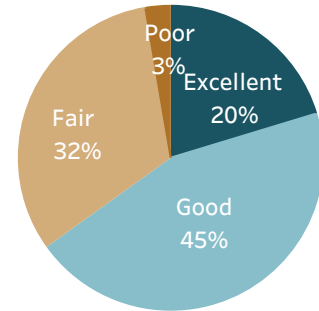
Please rate your overall health.	64%	Similar
----------------------------------	-----	---------

* Comparison to the national benchmark is shown. If no comparison is available, this is left blank.

Education, arts, and culture

Participation in the arts, in educational opportunities, and in cultural activities is linked to increased civic engagement, greater social tolerance, and enhanced enjoyment of the local community.

Overall opportunities for education, culture and the arts



Please rate each of the following characteristics as they relate to Loveland as a whole.
(% excellent or good)

		vs. benchmark*
Overall opportunities for education, culture, and the arts	65%	Similar

Please also rate each of the following in the Loveland community.
(% excellent or good)

Community support for the arts	79%	Higher
Opportunities to attend special events and festivals	71%	Similar
Opportunities to attend cultural/arts/music activities	69%	Similar
K-12 education	44%	Lower
Adult educational opportunities	44%	Similar
Availability of affordable quality childcare/preschool	31%	Lower

Please rate the quality of each of the following services in Loveland.
(% excellent or good)

Public library services	93%	Similar
-------------------------	-----	---------

* Comparison to the national benchmark is shown. If no comparison is available, this is left blank.

Inclusivity and engagement

Inclusivity refers to a cultural and environmental feeling of belonging; residents who feel invited to participate within their communities feel more included, involved, and engaged than those who do not.

Residents' connection and engagement with their community



Please rate each of the following aspects of quality of life in Loveland.
(% excellent or good)

		vs. benchmark*
Loveland as a place to raise children	75%	Similar
Loveland as a place to retire	69%	Similar
Sense of community	57%	Similar

Please rate each of the following characteristics as they relate to Loveland as a whole.
(% excellent or good)

Residents' connection and engagement with their community	53%	Similar
---	-----	---------

Please rate the job you feel the Loveland community does at each of the following.
(% excellent or good)

Making all residents feel welcome	66%	Similar
Valuing/respecting residents from diverse backgrounds	52%	Similar
Attracting people from diverse backgrounds	47%	Similar
Taking care of vulnerable residents	40%	Lower

Please also rate each of the following in the Loveland community.
(% excellent or good)

Opportunities to volunteer	74%	Similar
Opportunities to participate in social events and activities	67%	Similar
Neighborliness of residents	63%	Similar

Opportunities to participate in community matters	60%	Similar
Sense of civic/community pride	56%	Similar
Openness and acceptance of the community toward people of diverse backgrounds	45%	Similar

* Comparison to the national benchmark is shown. If no comparison is available, this is left blank.

Residents' participation levels

Please indicate whether or not you have done each of the following in the last 12 months.
(% yes)

vs.
benchmark*

Voted in your most recent local election	82%	Similar
Contacted the City of Loveland for help or information	56%	Similar
Volunteered your time to some group/activity	32%	Similar
Watched a local public meeting	27%	Similar
Attended a local public meeting	19%	Similar
Campaigned or advocated for a local issue, cause, or candidate	18%	Similar
Contacted Loveland elected officials to express your opinion	15%	Similar

In general, how many times do you:
(% a few times a week or more)

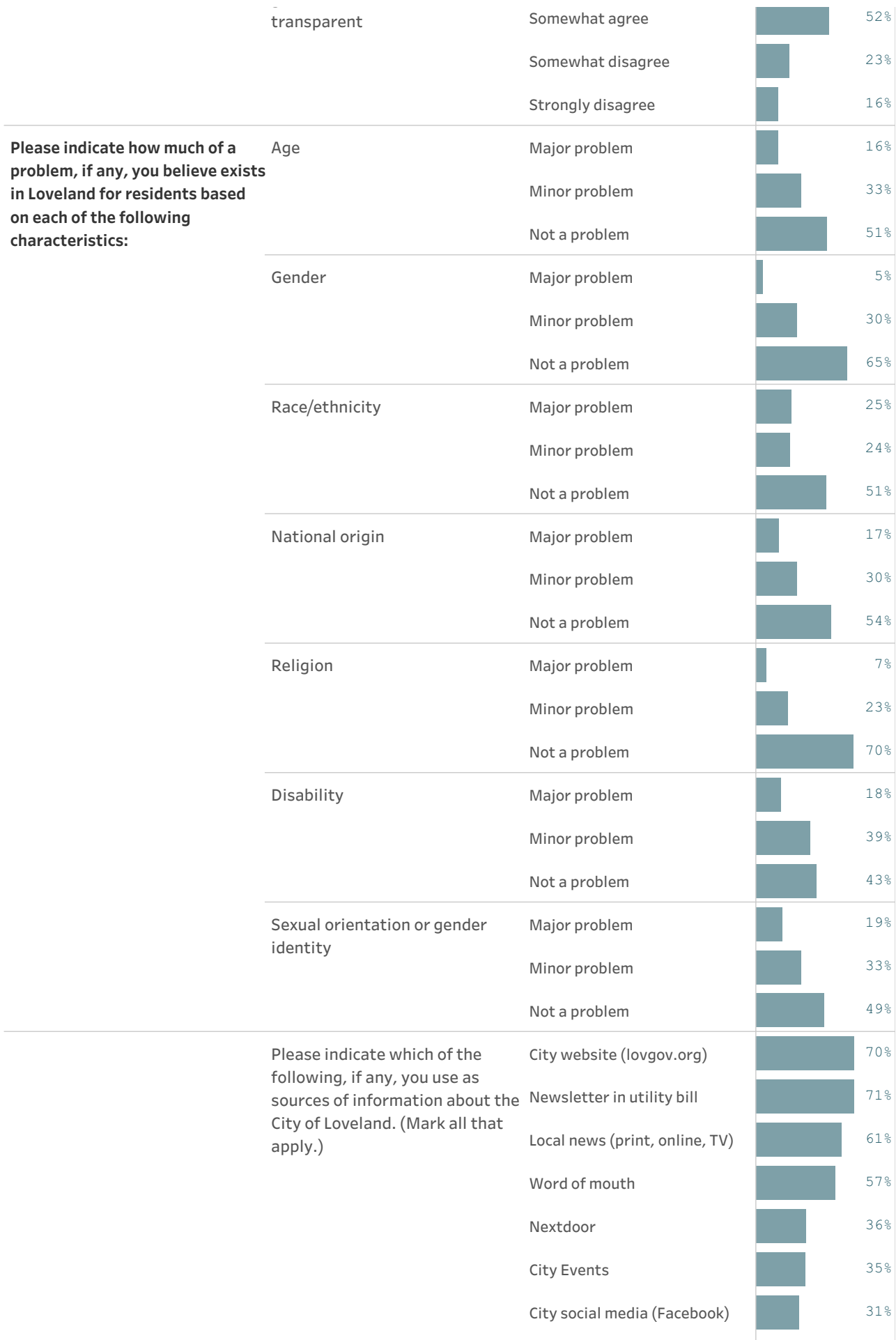
Access the internet from your home	96%	Similar
Use or check email	95%	Similar
Access the internet from your cell phone	90%	Similar
Visit social media sites	74%	Similar
Shop online	50%	Similar
Share your opinions online	25%	Similar

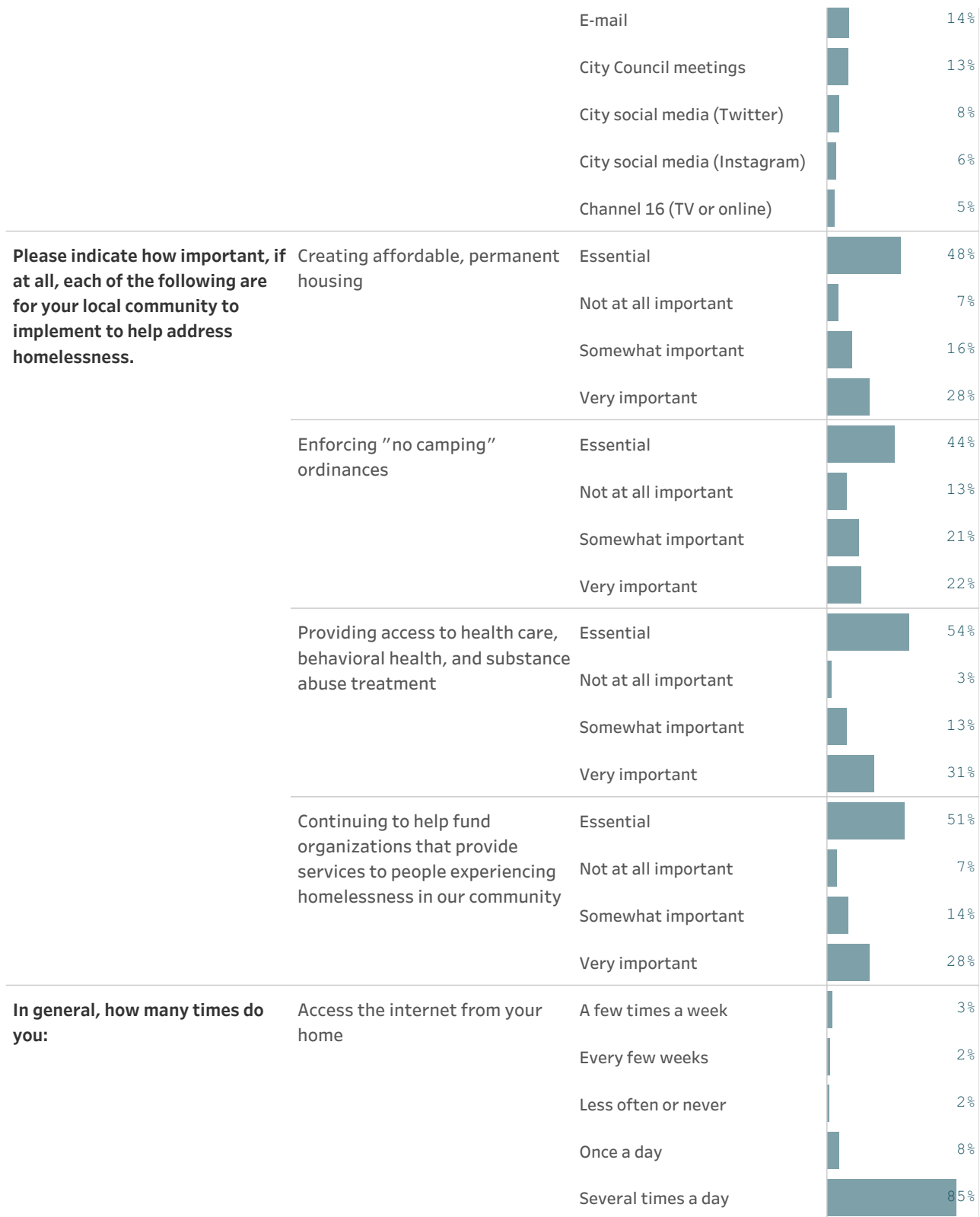
* Comparison to the national benchmark is shown. If no comparison is available, this is left blank.

Custom questions

Below are the complete set of responses to each custom question on the survey. By default, “don’t know” responses are excluded, but may be added to the table using the response filter below.

How strongly do you agree or disagree with the following statements about the City of Loveland?	I trust my elected officials	Strongly agree		6%
		Somewhat agree		51%
		Somewhat disagree		21%
		Strongly disagree		21%
	I trust my city staff leaders	Strongly agree		10%
		Somewhat agree		61%
		Somewhat disagree		14%
		Strongly disagree		15%
	I trust my local police department	Strongly agree		20%
		Somewhat agree		39%
		Somewhat disagree		20%
		Strongly disagree		20%
I trust my local fire department	Strongly agree		68%	
	Somewhat agree		30%	
	Somewhat disagree		2%	
	Strongly disagree		1%	
I trust the City to effectively manage my utilities	Strongly agree		31%	
	Somewhat agree		51%	
	Somewhat disagree		13%	
	Strongly disagree		6%	
I trust the City to effectively maintain roads, parks and public spaces	Strongly agree		24%	
	Somewhat agree		58%	
	Somewhat disagree		13%	
	Strongly disagree		4%	
I feel that my local city government is truthful and	Strongly agree		8%	





National benchmark tables

This table contains the comparisons of Loveland’s results to those from other communities. The first column shows the comparison of Loveland’s rating to the benchmark. Loveland’s results are noted as being “higher”, “lower” or “similar” to the benchmark, meaning that the average rating given by Loveland residents is statistically similar to or different than the benchmark. The second column is Loveland’s “percent positive.” Most commonly, the percent positive is the combination of the top two most positive response options (i.e., excellent/good). The third column is the rank assigned to Loveland’s rating among communities where a similar question was asked. The fourth column is the number of communities that asked a similar question. The fifth column shows the percentile for Loveland’s result -- that is what percent of surveyed communities had a lower rating than Loveland.

			% positive	Rank	Number of communities	Percentile
Please rate each of the following aspects of quality of life in Loveland.	Loveland as a place to live	Similar	87%	217	341	36
	Your neighborhood as a place to live	Similar	84%	179	293	39
	Loveland as a place to raise children	Similar	75%	236	345	31
	Loveland as a place to work	Similar	62%	207	336	38
	Loveland as a place to visit	Similar	74%	101	294	65
	Loveland as a place to retire	Similar	69%	154	341	55
	The overall quality of life	Similar	83%	220	367	40
	Sense of community	Similar	57%	200	293	32
Please rate each of the following characteristics as they relate to Loveland as a whole.	Overall economic health	Similar	57%	202	281	28
	Overall quality of the transportation system	Similar	49%	107	166	36
	Overall design or layout of residential and commercial areas	Similar	54%	198	274	28
	Overall quality of the utility infrastructure in Loveland	Similar	78%	52	162	68
	Overall feeling of safety	Similar	71%	251	332	24

Please rate each of the following characteristics as they relate to Loveland as a whole.	Overall quality of natural environment	Similar	80%	158	283	44
	Overall quality of parks and recreation opportunities	Similar	82%	73	168	57
	Overall health and wellness opportunities	Similar	77%	120	276	56
	Overall opportunities for education, culture, and the arts	Similar	65%	119	278	57
	Residents' connection and engagement with their community	Similar	53%	106	163	35
Please indicate how likely or unlikely you are to do each of the following.	Recommend living in Loveland to someone who asks	Similar	82%	193	285	32
	Remain in Loveland for the next five years	Similar	86%	106	282	62
Please rate how safe or unsafe you feel:	In your neighborhood during the day	Similar	92%	195	312	37
	In Loveland's downtown area during the day	Similar	84%	240	296	19
	From property crime	Similar	65%	135	171	21
	From violent crime	Similar	75%	132	171	22
	From fire, flood, or other natural disaster	Similar	73%	137	161	15
Please rate the job you feel the Loveland community does at each of the following.	Making all residents feel welcome	Similar	66%	119	169	30
	Attracting people from diverse backgrounds	Similar	47%	138	166	17
	Valuing/respecting residents from diverse backgrounds	Similar	52%	144	167	14
	Taking care of vulnerable residents	Lower	40%	134	163	18
Please rate each of the following in the Loveland community.	Overall quality of business and service establishments	Similar	73%	131	281	53
	Variety of business and service establishments	Similar	63%	76	163	53

Please rate each of the following in the Loveland community.	Vibrancy of downtown area	Similar	61%	104	263	60
	Employment opportunities	Similar	46%	148	297	50
	Shopping opportunities	Similar	66%	97	288	66
	Cost of living	Lower	27%	228	275	17
	Overall image or reputation	Similar	66%	232	337	31
Please also rate each of the following in the Loveland community.	Traffic flow on major streets	Similar	43%	212	309	31
	Ease of public parking	Similar	48%	185	257	28
	Ease of travel by car	Similar	62%	205	296	31
	Ease of travel by public transportation	Similar	26%	180	257	30
	Ease of travel by bicycle	Similar	56%	127	298	57
	Ease of walking	Similar	65%	165	299	45
	Well-planned residential growth	Similar	37%	127	165	23
	Well-planned commercial growth	Similar	38%	113	165	32
	Well-designed neighborhoods	Similar	51%	106	162	35
	Preservation of the historical or cultural character of the community	Similar	67%	68	162	58
	Public places where people want to spend time	Similar	71%	103	269	62
	Variety of housing options	Similar	35%	229	281	18
	Availability of affordable quality housing	Lower	11%	274	303	9

Please also rate each of the following in the Loveland community.

Overall quality of new development	Similar	40%	242	293	17
Overall appearance	Similar	66%	209	316	34
Cleanliness	Similar	69%	202	304	33
Water resources	Similar	69%	56	147	62
Air quality	Similar	69%	213	268	20
Availability of paths and walking trails	Similar	79%	84	301	72
Fitness opportunities	Similar	81%	67	269	75
Recreational opportunities	Similar	77%	77	290	73
Availability of affordable quality food	Similar	53%	214	263	19
Availability of affordable quality health care	Similar	60%	160	272	41
Availability of preventive health services	Similar	64%	143	258	44
Availability of affordable quality mental health care	Similar	37%	173	259	33
Opportunities to attend cultural/arts/music activities	Similar	69%	74	286	74
Community support for the arts	Higher	79%	12	162	93
Availability of affordable quality childcare/preschool	Lower	31%	227	270	16
K-12 education	Lower	44%	240	273	12
Adult educational opportunities	Similar	44%	194	266	27
Sense of civic/community pride	Similar	56%	102	162	37

Please also rate each of the following in the Loveland community.	Neighborliness of residents	Similar	63%	157	270	42
	Opportunities to participate in social events and activities	Similar	67%	85	277	69
	Opportunities to attend special events and festivals	Similar	71%	84	275	69
	Opportunities to volunteer	Similar	74%	73	273	73
	Opportunities to participate in community matters	Similar	60%	146	276	47
	Openness and acceptance of the community toward people of diverse backgrounds	Similar	45%	265	293	9
	Please indicate whether or not you have done each of the following in the last 12 months.	Contacted the City of Loveland for help or information	Similar	56%	53	312
Contacted Loveland elected officials to express your opinion		Similar	15%	174	270	35
Attended a local public meeting		Similar	19%	141	271	48
Watched a local public meeting		Similar	27%	95	252	62
Volunteered your time to some group/activity		Similar	32%	146	274	47
Campaigned or advocated for a local issue, cause, or candidate		Similar	18%	143	263	46
Voted in your most recent local election		Similar	82%	47	164	71
Used public transportation instead of driving		Lower	8%	182	245	26
Carpooled with other adults or children instead of driving alone		Similar	50%	45	266	83
Walked or biked instead of driving		Similar	63%	93	270	65
Please rate the quality of each of the following services in Loveland.	City public information services	Similar	74%	108	289	62
	Economic development	Similar	55%	177	282	37

Please rate the quality of each of the following services in Loveland.

Traffic enforcement	Lower	48%	298	331	10
Traffic signal timing	Similar	59%	105	275	62
Street repair	Similar	47%	179	326	45
Street cleaning	Similar	67%	153	287	47
Street lighting	Similar	66%	132	317	58
Snow removal	Similar	63%	158	244	35
Sidewalk maintenance	Similar	59%	163	284	42
City bus or transit services	Similar	46%	141	254	44
Land use, planning and zoning	Similar	36%	222	290	23
Code enforcement	Similar	36%	258	324	20
Affordable high-speed internet access	Similar	62%	30	159	81
Garbage collection	Similar	88%	71	307	77
Drinking water	Higher	83%	48	285	83
Sewer services	Similar	89%	47	289	84
Storm water management	Higher	86%	36	302	88
Power service from Loveland Water and Power utility	Similar	90%	19	228	92
City utility billing	Similar	75%	76	254	70
Police services	Much lower	52%	349	358	2

Please rate the quality of each of the following services in Loveland.

Crime prevention	Lower	51%	297	330	10
Animal control by Larimer Humane Society	Similar	69%	187	300	38
Ambulance or emergency medical services	Similar	92%	166	296	44
Fire services	Similar	94%	179	321	44
Fire prevention and education	Similar	80%	154	286	46
Emergency preparedness	Similar	64%	202	284	29
Preservation of natural areas	Similar	73%	53	267	80
Loveland open space	Similar	75%	44	259	83
City recycling	Higher	87%	26	310	91
City yard waste pick-up	Higher	89%	24	265	91
City parks	Similar	86%	124	303	59
City recreation programs or classes	Similar	81%	57	295	81
City recreation centers or facilities	Similar	77%	73	279	74
Health services provided by Larimer County	Similar	73%	105	253	58
Public library services	Similar	93%	99	301	67
Overall customer service by Loveland employees	Similar	78%	192	346	44
Please rate the following categories of Loveland government performance.					
The value of services for the taxes paid to Loveland	Similar	56%	180	350	48
The overall direction that Loveland is taking	Similar	50%	237	314	24

Please rate the following categories of Loveland government performance.	The job Loveland government does at welcoming resident involvement	Similar	49%	210	312	32
	Overall confidence in Loveland government	Lower	39%	248	279	11
	Generally acting in the best interest of the community	Similar	45%	244	283	14
	Being honest	Lower	42%	247	274	10
	Being open and transparent to the public	Lower	37%	152	168	10
	Informing residents about issues facing the community	Similar	45%	141	174	19
	Treating all residents fairly	Similar	46%	235	280	16
	Treating residents with respect	Lower	53%	149	165	10
	Overall, how would you rate the quality of the services provided by each of the following?	The City of Loveland	Similar	70%	226	342
The Federal Government		Similar	29%	253	263	4
Please rate how important, if at all, you think it is for the Loveland community to focus on each of the following in the coming two years.	Overall economic health	Similar	91%	101	254	60
	Overall quality of the transportation system	Similar	76%	68	161	58
	Overall design or layout of residential and commercial areas	Similar	73%	151	254	40
	Overall quality of the utility infrastructure in Loveland	Similar	90%	52	160	68
	Overall feeling of safety	Similar	91%	116	254	54
	Overall quality of natural environment	Similar	84%	98	254	61
	Overall quality of parks and recreation opportunities	Similar	81%	57	161	65
	Overall health and wellness opportunities	Similar	78%	76	254	70

Please rate how important, if at all, you think it is for the Loveland community to focus on each of the following in the coming two years.	Overall opportunities for education, culture, and the arts	Similar	71%	185	254	27
	Residents' connection and engagement with their community	Similar	63%	238	254	6
In general, how many times do you:	Access the internet from your home	Similar	96%	110	161	32
	Access the internet from your cell phone	Similar	90%	135	161	16
	Visit social media sites	Similar	74%	142	160	11
	Use or check email	Similar	95%	122	161	24
	Share your opinions online	Similar	25%	134	161	17
	Shop online	Similar	50%	112	161	31
	Please rate your overall health.	Similar	64%	109	265	59
What impact, if any, do you think the economy will have on your family income in the next 6 months? Do you think the impact will be:	Much lower	7%	267	267	0	

Custom benchmark tables

This table contains the comparisons of Loveland’s results to other communities selected by Loveland. The first column shows the comparison of Loveland’s rating to the benchmark. Loveland’s results are noted as being “higher”, “lower” or “similar” to the benchmark, meaning that the average rating given by Loveland residents is statistically similar to or different than the benchmark. The second column is Loveland’s “percent positive.” Most commonly, the percent positive is the combination of the top two most positive response options (i.e., excellent/good). The third column is the rank assigned to Loveland’s rating among communities where a similar question was asked. The fourth column is the number of communities that asked a similar question. The fifth column shows the percentile for Loveland’s result -- that is what percent of surveyed communities had a lower rating than Loveland.

			% positive	Rank	Number of communities	Percentile
Please rate each of the following aspects of quality of life in Loveland.	Loveland as a place to live	Similar	87%	12	17	35
	Your neighborhood as a place to live	Similar	84%	8	14	50
	Loveland as a place to raise children	Similar	75%	12	17	35
	Loveland as a place to work	Similar	62%	11	17	41
	Loveland as a place to visit	Similar	74%	4	10	70
	Loveland as a place to retire	Similar	69%	7	17	64
	The overall quality of life	Similar	83%	12	17	35
	Sense of community	Similar	57%	8	12	41
Please rate each of the following characteristics as they relate to Loveland as a whole.	Overall economic health	Similar	57%	7	10	40
	Overall quality of the transportation system	Null	49%			
	Overall design or layout of residential and commercial areas	Similar	54%	5	9	55
	Overall quality of the utility infrastructure in Loveland	Null	78%			
	Overall feeling of safety	Similar	71%	9	12	33
	Overall quality of natural environment	Similar	80%	7	11	45

Please rate each of the following characteristics as they relate to Loveland as a whole.	Overall quality of parks and recreation opportunities	Null	82%			
	Overall health and wellness opportunities	Similar	77%	5	8	50
	Overall opportunities for education, culture, and the arts	Similar	65%	4	9	66
	Residents' connection and engagement with their community	Similar	53%	3	6	66
Please indicate how likely or unlikely you are to do each of the following.	Recommend living in Loveland to someone who asks	Similar	82%	5	11	63
	Remain in Loveland for the next five years	Similar	86%	5	11	63
Please rate how safe or unsafe you feel:	In your neighborhood during the day	Similar	92%	9	13	38
	In Loveland's downtown area during the day	Similar	84%	10	11	18
	From property crime	Similar	65%	4	8	62
	From violent crime	Similar	75%	4	8	62
	From fire, flood, or other natural disaster	Null	73%			
Please rate the job you feel the Loveland community does at each of the following.	Making all residents feel welcome	Similar	66%	3	7	71
	Attracting people from diverse backgrounds	Similar	47%	5	6	33
	Valuing/respecting residents from diverse backgrounds	Similar	52%	5	6	33
	Taking care of vulnerable residents	Similar	40%	5	6	33
Please rate each of the following in the Loveland community.	Overall quality of business and service establishments	Similar	73%	5	10	60
	Variety of business and service establishments	Similar	63%	3	6	66
	Vibrancy of downtown area	Similar	61%	4	8	62
	Employment opportunities	Similar	46%	7	14	57

Please rate each of the following in the Loveland community.	Shopping opportunities	Similar	66%	4	13	76
	Cost of living	Similar	27%	6	8	37
	Overall image or reputation	Similar	66%	9	13	38
Please also rate each of the following in the Loveland community.	Traffic flow on major streets	Similar	43%	8	13	46
	Ease of public parking	Similar	48%	5	9	55
	Ease of travel by car	Similar	62%	9	14	42
	Ease of travel by public transportation	Similar	26%	6	11	54
	Ease of travel by bicycle	Similar	56%	10	14	35
	Ease of walking	Similar	65%	9	14	42
	Well-planned residential growth	Null	37%			
	Well-planned commercial growth	Null	38%			
	Well-designed neighborhoods	Similar	51%	3	6	66
	Preservation of the historical or cultural character of the community	Null	67%			
	Public places where people want to spend time	Similar	71%	5	8	50
	Variety of housing options	Similar	35%	8	10	30
	Availability of affordable quality housing	Similar	11%	10	12	25
	Overall quality of new development	Similar	40%	8	9	22
	Overall appearance	Similar	66%	10	15	40
	Cleanliness	Similar	69%	8	11	36

Please also rate each of the following in the Loveland community.

Water resources	Null	69%			
Air quality	Similar	69%	8	10	30
Availability of paths and walking trails	Similar	79%	4	10	70
Fitness opportunities	Similar	81%	4	9	66
Recreational opportunities	Similar	77%	5	12	66
Availability of affordable quality food	Similar	53%	7	8	25
Availability of affordable quality health care	Similar	60%	6	10	50
Availability of preventive health services	Similar	64%	5	8	50
Availability of affordable quality mental health care	Similar	37%	5	8	50
Opportunities to attend cultural/arts/music activities	Similar	69%	5	13	69
Community support for the arts	Null	79%			
Availability of affordable quality childcare/preschool	Similar	31%	6	10	50
K-12 education	Lower	44%	10	12	25
Adult educational opportunities	Similar	44%	5	8	50
Sense of civic/community pride	Null	56%			
Neighborliness of residents	Similar	63%	5	9	55
Opportunities to participate in social events and activities	Similar	67%	5	12	66
Opportunities to attend special events and festivals	Similar	71%	5	8	50
Opportunities to volunteer	Similar	74%	4	10	70

Please also rate each of the following in the Loveland community.	Opportunities to participate in community matters	Similar	60%	7	11	45
	Openness and acceptance of the community toward people of diverse backgrounds	Similar	45%	12	14	21
Please indicate whether or not you have done each of the following in the last 12 months.	Contacted the City of Loveland for help or information	Higher	56%	2	12	91
	Contacted Loveland elected officials to express your opinion	Similar	15%	5	9	55
	Attended a local public meeting	Similar	19%	5	9	55
	Watched a local public meeting	Similar	27%	3	8	75
	Volunteered your time to some group/activity	Similar	32%	7	10	40
	Campaigned or advocated for a local issue, cause, or candidate	Similar	18%	5	8	50
	Voted in your most recent local election	Similar	82%	4	6	50
	Used public transportation instead of driving	Lower	8%	5	8	50
	Carpooled with other adults or children instead of driving alone	Similar	50%	3	9	77
	Walked or biked instead of driving	Similar	63%	4	8	62
Please rate the quality of each of the following services in Loveland.	City public information services	Similar	74%	4	8	62
	Economic development	Similar	55%	6	9	44
	Traffic enforcement	Similar	48%	13	15	20
	Traffic signal timing	Similar	59%	3	12	83
	Street repair	Similar	47%	10	16	43
	Street cleaning	Similar	67%	8	13	46
	Street lighting	Similar	66%	5	11	63

Please rate the quality of each of the following services in Loveland.

Snow removal	Similar	63%	6	12	58
Sidewalk maintenance	Similar	59%	4	8	62
City bus or transit services	Higher	46%	3	8	75
Land use, planning and zoning	Similar	36%	8	11	36
Code enforcement	Similar	36%	11	14	28
Affordable high-speed internet access	Higher	62%	1	6	100
Garbage collection	Similar	88%	5	12	66
Drinking water	Similar	83%	5	12	66
Sewer services	Similar	89%	1	14	100
Storm water management	Similar	86%	2	12	91
Power service from Loveland Water and Power utility	Similar	90%	1	8	100
City utility billing	Similar	75%	5	12	66
Police services	Lower	52%	15	16	12
Crime prevention	Lower	51%	10	12	25
Animal control by Larimer Humane Society	Similar	69%	11	14	28
Ambulance or emergency medical services	Similar	92%	6	11	54
Fire services	Similar	94%	7	14	57
Fire prevention and education	Similar	80%	6	11	54
Emergency preparedness	Similar	64%	9	11	27

Please rate the quality of each of the following services in Loveland.	Preservation of natural areas	Similar	73%	3	10	80
	Loveland open space	Similar	75%	5	11	63
	City recycling	Higher	87%	2	12	91
	City yard waste pick-up	Higher	89%	2	7	85
	City parks	Similar	86%	8	11	36
	City recreation programs or classes	Similar	81%	5	14	71
	City recreation centers or facilities	Similar	77%	8	12	41
	Health services provided by Larimer County	Similar	73%	1	8	100
	Public library services	Similar	93%	6	14	61
	Overall customer service by Loveland employees	Similar	78%	10	14	35
Please rate the following categories of Loveland government performance.	The value of services for the taxes paid to Loveland	Similar	56%	6	14	64
	The overall direction that Loveland is taking	Similar	50%	8	12	41
	The job Loveland government does at welcoming resident involvement	Similar	49%	9	15	46
	Overall confidence in Loveland government	Similar	39%	9	10	20
	Generally acting in the best interest of the community	Similar	45%	7	9	33
	Being honest	Similar	42%	8	9	22
	Being open and transparent to the public	Similar	37%	5	7	42
	Informing residents about issues facing the community	Similar	45%	5	7	42
	Treating all residents fairly	Similar	46%	8	9	22




















Please rate the following categories of Loveland government performance.	Treating residents with respect	Similar	53%	5	6	33
Overall, how would you rate the quality of the services provided by each of the following?	The City of Loveland	Similar	70%	13	17	29
	The Federal Government	Similar	29%	6	8	37
Please rate how important, if at all, you think it is for the Loveland community to focus on each of the following in the coming two years.	Overall economic health	Similar	91%	4	7	57
	Overall quality of the transportation system	Null	76%			
	Overall design or layout of residential and commercial areas	Similar	73%	5	7	42
	Overall quality of the utility infrastructure in Loveland	Null	90%			
	Overall feeling of safety	Similar	91%	3	7	71
	Overall quality of natural environment	Similar	84%	3	7	71
	Overall quality of parks and recreation opportunities	Null	81%			
	Overall health and wellness opportunities	Similar	78%	2	7	85
	Overall opportunities for education, culture, and the arts	Similar	71%	3	7	71
	Residents' connection and engagement with their community	Similar	63%	6	7	28
In general, how many times do you:	Access the internet from your home	Null	96%			
	Access the internet from your cell phone	Null	90%			
	Visit social media sites	Null	74%			
	Use or check email	Null	95%			
	Share your opinions online	Null	25%			
	Shop online	Null	50%			




































	Please rate your overall health.	Similar	64%	4	8	62
	What impact, if any, do you think the economy will have on your family income in the next 6 months? Do you think the impact will be:	Much lower	7%	8	8	12




































Complete set of frequencies




































This dashboard contains a complete set of responses to each question on the survey. By default, "don't know" responses are excluded, but may be added to the table using the response filter to the right. In some tables, the percentages may not sum to 100%; this is either because the question permitted the respondent to "choose all that apply", or for a question that asked the respondent to select one answer, it is due to the customary practice of rounding values to the nearest whole number.

Please rate each of the following aspects of quality of life in Loveland.	Aspect	Rating	Frequency	
			Percentage	Count
Loveland as a place to live		Excellent	28%	10
		Good	58%	21
		Fair	13%	5
		Poor	1%	0
Your neighborhood as a place to live		Excellent	40%	14
		Good	44%	16
		Fair	11%	4
		Poor	5%	2
Loveland as a place to raise children		Excellent	27%	10
		Good	48%	17
		Fair	22%	8
		Poor	4%	1
Loveland as a place to work		Excellent	16%	6
		Good	46%	17
		Fair	28%	10
		Poor	10%	4
Loveland as a place to visit		Excellent	24%	9
		Good	49%	18
		Fair	23%	8
		Poor	4%	1
Loveland as a place to retire		Excellent	30%	11
		Good	40%	15
		Fair	21%	8
		Poor	10%	4
The overall quality of life		Excellent	24%	9
		Good	59%	22
		Fair	16%	6
		Poor	1%	0
Sense of community		Excellent	16%	6
		Good	41%	15
		Fair	34%	12

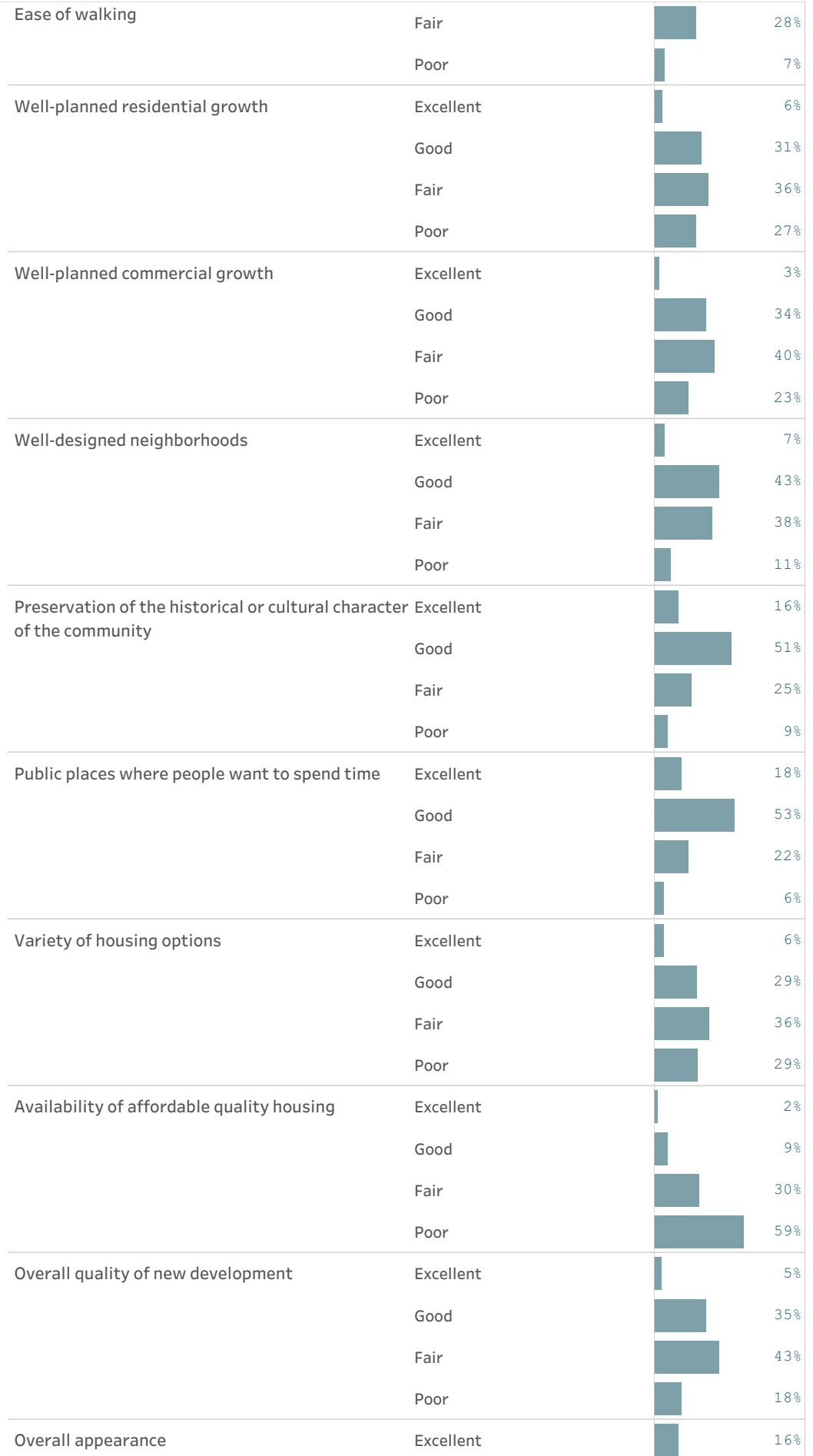
Please rate each of the following aspects of quality of life in Loveland.	Sense of community	Poor		9%
		Excellent		7%
Please rate each of the following characteristics as they relate to Loveland as a whole.	Overall economic health	Good		50%
		Fair		34%
		Poor		9%
		Excellent		7%
	Overall quality of the transportation system	Good		41%
		Fair		33%
		Poor		19%
		Excellent		9%
	Overall design or layout of residential and commercial areas	Good		44%
		Fair		35%
		Poor		12%
		Excellent		22%
Overall quality of the utility infrastructure in Loveland	Good		55%	
	Fair		19%	
	Poor		3%	
	Excellent		16%	
Overall feeling of safety	Good		54%	
	Fair		21%	
	Poor		8%	
	Excellent		28%	
Overall quality of natural environment	Good		52%	
	Fair		15%	
	Poor		5%	
	Excellent		37%	
Overall quality of parks and recreation opportunities	Good		45%	
	Fair		15%	
	Poor		3%	
	Excellent		23%	
Overall health and wellness opportunities	Good		53%	
	Fair		21%	
	Poor		3%	
	Excellent		20%	
Overall opportunities for education, culture, and the arts	Good		45%	

Please rate each of the following characteristics as they relate to Loveland as a whole.	Overall opportunities for education, culture, and the arts	Fair		32%
		Poor		3%
	Residents' connection and engagement with their community	Excellent		10%
		Good		43%
		Fair		36%
Poor			12%	
Please indicate how likely or unlikely you are to do each of the following.	Recommend living in Loveland to someone who asks	Very likely		41%
		Somewhat likely		41%
		Somewhat unlikely		11%
		Very unlikely		7%
	Remain in Loveland for the next five years	Very likely		59%
		Somewhat likely		27%
		Somewhat unlikely		7%
		Very unlikely		8%
Please rate how safe or unsafe you feel:	In your neighborhood during the day	Very safe		71%
		Somewhat safe		20%
		Neither safe nor unsafe		4%
		Somewhat unsafe		4%
		Very unsafe		1%
	In Loveland's downtown area during the day	Very safe		44%
		Somewhat safe		39%
		Neither safe nor unsafe		7%
		Somewhat unsafe		6%
		Very unsafe		4%
	From property crime	Very safe		20%
		Somewhat safe		45%
		Neither safe nor unsafe		14%
		Somewhat unsafe		14%
		Very unsafe		6%
	From violent crime	Very safe		36%
Somewhat safe			40%	
Neither safe nor unsafe			13%	
Somewhat unsafe			9%	
Very unsafe			3%	
From fire, flood, or other natural disaster	Very safe		27%	

Please rate how safe or unsafe you feel:	From fire, flood, or other natural disaster	Somewhat safe		46%
		Neither safe nor unsafe		17%
		Somewhat unsafe		8%
		Very unsafe		2%
Please rate the job you feel the Loveland community does at each of the following.	Making all residents feel welcome	Excellent		17%
		Good		48%
		Fair		26%
		Poor		9%
	Attracting people from diverse backgrounds	Excellent		13%
		Good		33%
		Fair		32%
		Poor		21%
	Valuing/respecting residents from diverse backgrounds	Excellent		12%
		Good		39%
		Fair		32%
		Poor		16%
	Taking care of vulnerable residents	Excellent		11%
		Good		29%
		Fair		37%
		Poor		23%
Please rate each of the following in the Loveland community.	Overall quality of business and service establishments	Excellent		15%
		Good		57%
		Fair		24%
		Poor		4%
	Variety of business and service establishments	Excellent		17%
		Good		46%
		Fair		32%
		Poor		6%
	Vibrancy of downtown area	Excellent		13%
		Good		48%
		Fair		31%
		Poor		9%
	Employment opportunities	Excellent		9%
		Good		36%
		Fair		38%

Please rate each of the following in the Loveland community.	Employment opportunities	Poor		17%	
	Shopping opportunities	Excellent		16%	
		Good		50%	
		Fair		28%	
		Poor		7%	
	Cost of living	Excellent		3%	
		Good		24%	
		Fair		39%	
		Poor		35%	
	Overall image or reputation	Excellent		14%	
		Good		52%	
		Fair		25%	
		Poor		9%	
	Please also rate each of the following in the Loveland community.	Traffic flow on major streets	Excellent		4%
			Good		39%
			Fair		34%
Poor				23%	
Ease of public parking		Excellent		7%	
		Good		41%	
		Fair		34%	
		Poor		18%	
Ease of travel by car		Excellent		14%	
		Good		48%	
		Fair		27%	
		Poor		11%	
Ease of travel by public transportation		Excellent		6%	
		Good		20%	
		Fair		31%	
	Poor		43%		
Ease of travel by bicycle	Excellent		16%		
	Good		39%		
	Fair		33%		
	Poor		11%		
Ease of walking	Excellent		16%		
	Good		49%		

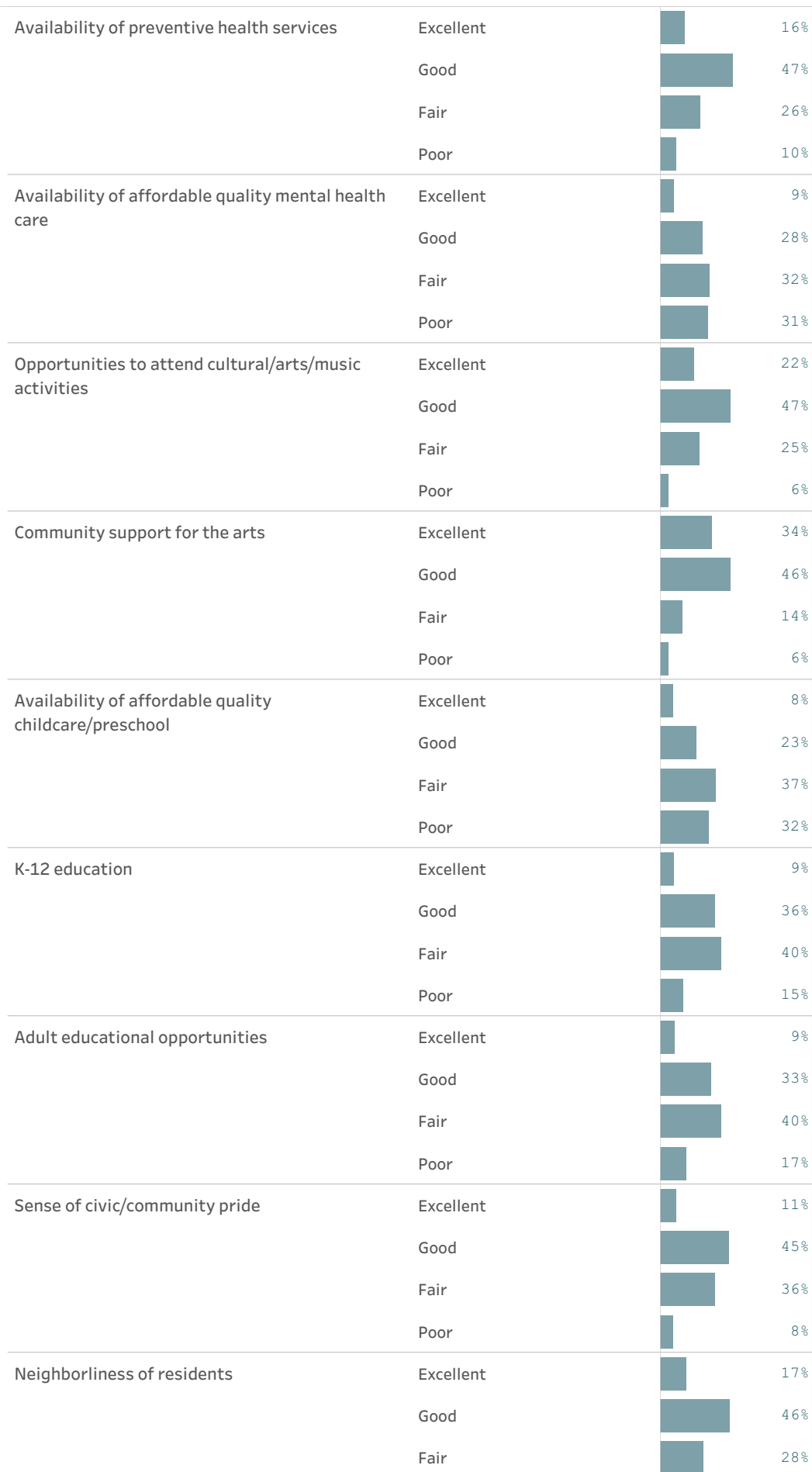
Please also rate each of the following in the Loveland community.








































































Please also rate each of the following in the Loveland community.

Overall appearance	Good		50%
	Fair		29%
	Poor		5%
Cleanliness	Excellent		18%
	Good		50%
	Fair		25%
	Poor		6%
Water resources	Excellent		18%
	Good		51%
	Fair		26%
	Poor		5%
Air quality	Excellent		18%
	Good		51%
	Fair		26%
	Poor		6%
Availability of paths and walking trails	Excellent		38%
	Good		41%
	Fair		17%
	Poor		4%
Fitness opportunities	Excellent		34%
	Good		47%
	Fair		17%
	Poor		2%
Recreational opportunities	Excellent		32%
	Good		44%
	Fair		21%
	Poor		3%
Availability of affordable quality food	Excellent		11%
	Good		42%
	Fair		35%
	Poor		12%
Availability of affordable quality health care	Excellent		16%
	Good		44%
	Fair		28%
	Poor		12%





















Please also rate each of the following in the Loveland community.



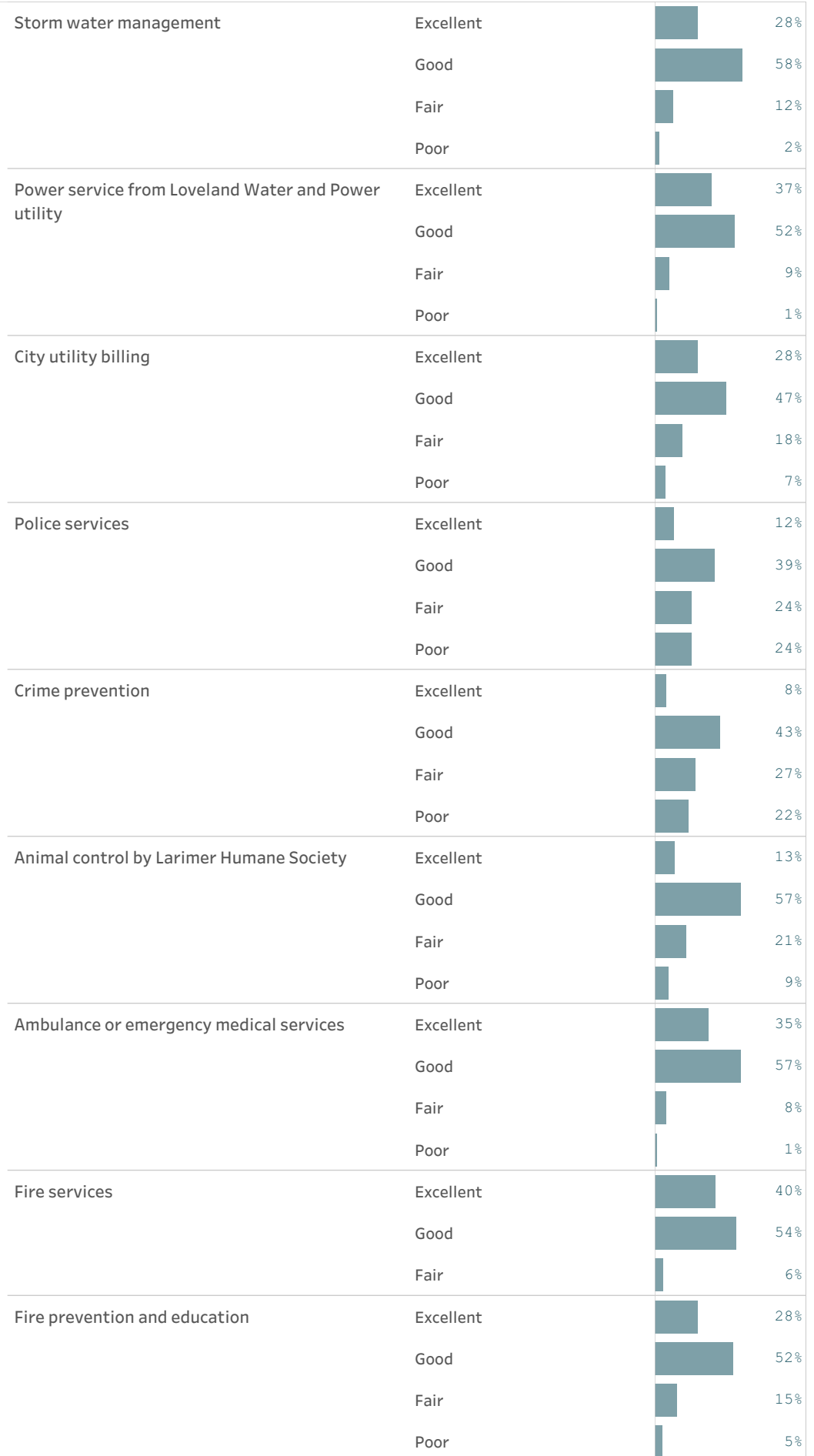
Please also rate each of the following in the Loveland community.	Neighborhoodliness of residents	Poor		9%
	Opportunities to participate in social events and activities	Excellent		18%
		Good		49%
		Fair		29%
		Poor		4%
	Opportunities to attend special events and festivals	Excellent		23%
		Good		47%
		Fair		27%
		Poor		2%
	Opportunities to volunteer	Excellent		24%
		Good		50%
		Fair		25%
		Poor		1%
	Opportunities to participate in community matters	Excellent		14%
		Good		46%
		Fair		33%
		Poor		7%
	Openness and acceptance of the community toward people of diverse backgrounds	Excellent		12%
		Good		32%
		Fair		35%
Poor			21%	
Please indicate whether or not you have done each of the following in the last 12 months.	Contacted the City of Loveland for help or information	No		44%
		Yes		56%
	Contacted Loveland elected officials to express your opinion	No		85%
		Yes		15%
	Attended a local public meeting	No		81%
		Yes		19%
	Watched a local public meeting	No		72%
		Yes		28%
	Volunteered your time to some group/activity	No		68%
		Yes		32%
	Campaigned or advocated for a local issue, cause, or candidate	No		82%
		Yes		18%
	Voted in your most recent local election	No		17%
		Yes		83%

Please indicate whether or not you have done each of the following in the last 12 months.	Used public transportation instead of driving	No		92%
		Yes		8%
	Carpooled with other adults or children instead of driving alone	No		51%
		Yes		49%
	Walked or biked instead of driving	No		36%
		Yes		64%
Please rate the quality of each of the following services in Loveland.	City public information services	Excellent		15%
		Good		59%
		Fair		22%
		Poor		4%
	Economic development	Excellent		8%
		Good		47%
		Fair		29%
		Poor		16%
	Traffic enforcement	Excellent		8%
		Good		40%
		Fair		31%
		Poor		21%
	Traffic signal timing	Excellent		10%
		Good		49%
		Fair		28%
		Poor		13%
	Street repair	Excellent		8%
		Good		38%
		Fair		35%
		Poor		18%
Street cleaning	Excellent		13%	
	Good		54%	
	Fair		26%	
	Poor		7%	
Street lighting	Excellent		13%	
	Good		53%	
	Fair		28%	
	Poor		6%	
Snow removal	Excellent		16%	




































Please rate the quality of each of the following services in Loveland.




































Snow removal	Good		47%
	Fair		20%
	Poor		17%
Sidewalk maintenance	Excellent		9%
	Good		49%
	Fair		29%
	Poor		12%
City bus or transit services	Excellent		10%
	Good		35%
	Fair		31%
	Poor		24%
Land use, planning and zoning	Excellent		5%
	Good		31%
	Fair		40%
	Poor		25%
Code enforcement	Excellent		5%
	Good		31%
	Fair		32%
	Poor		31%
Affordable high-speed internet access	Excellent		23%
	Good		39%
	Fair		22%
	Poor		15%
Garbage collection	Excellent		41%
	Good		47%
	Fair		11%
	Poor		1%
Drinking water	Excellent		41%
	Good		42%
	Fair		13%
	Poor		4%
Sewer services	Excellent		35%
	Good		55%
	Fair		9%
	Poor		2%

































Please rate the quality of each of the following services in Loveland.



Please rate the quality of each of the following services in Loveland.

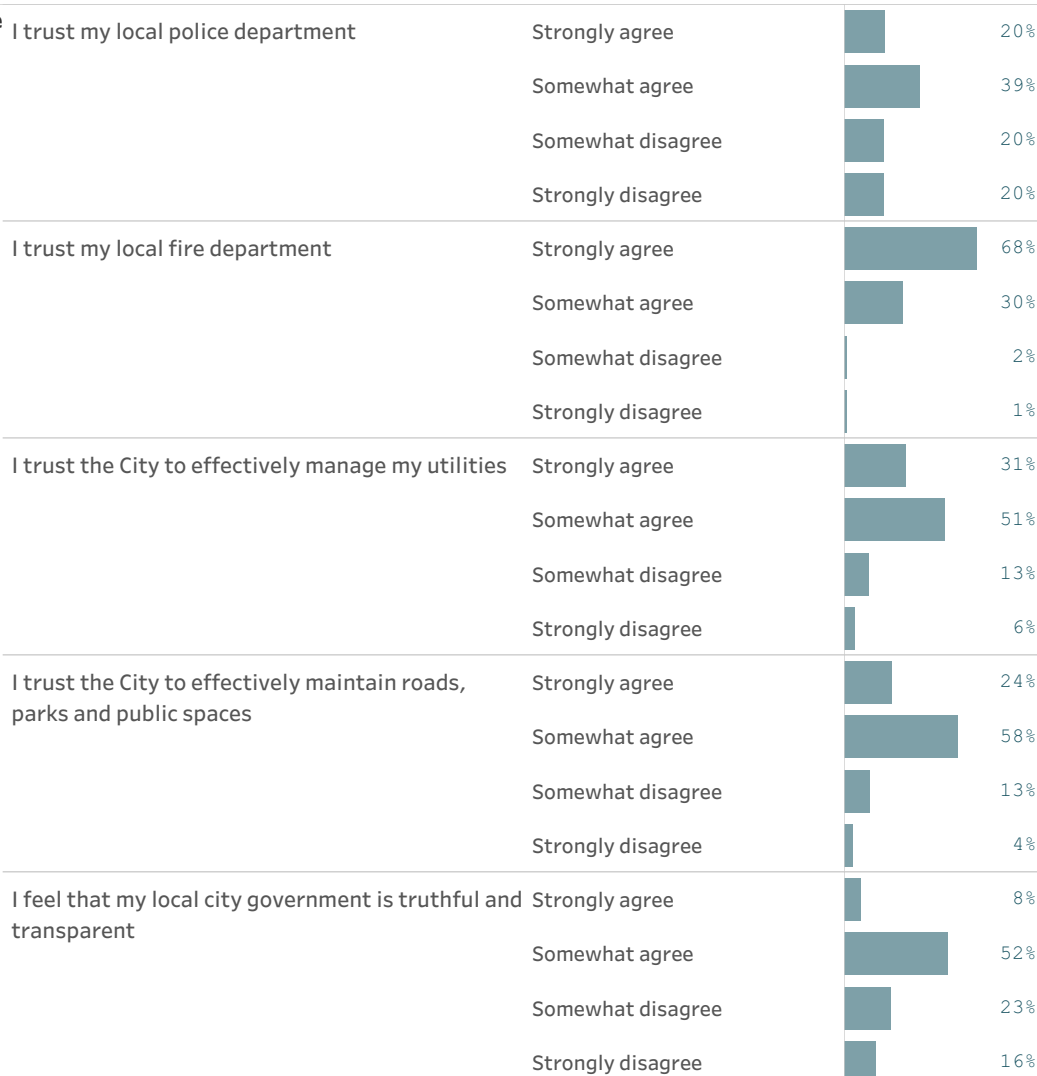
Emergency preparedness	Excellent		14%
	Good		50%
	Fair		22%
	Poor		14%
Preservation of natural areas	Excellent		29%
	Good		43%
	Fair		19%
	Poor		8%
Loveland open space	Excellent		30%
	Good		45%
	Fair		20%
	Poor		5%
City recycling	Excellent		43%
	Good		44%
	Fair		10%
	Poor		4%
City yard waste pick-up	Excellent		43%
	Good		47%
	Fair		8%
	Poor		2%
City parks	Excellent		35%
	Good		51%
	Fair		11%
	Poor		3%
City recreation programs or classes	Excellent		30%
	Good		51%
	Fair		17%
	Poor		2%
City recreation centers or facilities	Excellent		29%
	Good		48%
	Fair		21%
	Poor		2%
Health services provided by Larimer County	Excellent		20%
	Good		53%
	Fair		21%

Please rate the quality of each of the following services in Loveland.	Health services provided by Larimer County	Poor		6%
	Public library services	Excellent		43%
		Good		50%
		Fair		7%
		Poor		1%
Overall customer service by Loveland employees	Excellent		27%	
	Good		51%	
	Fair		17%	
	Poor		5%	
Please rate the following categories of Loveland government performance.	The value of services for the taxes paid to Loveland	Excellent		9%
		Good		46%
		Fair		30%
		Poor		15%
The overall direction that Loveland is taking	Excellent		8%	
	Good		41%	
	Fair		32%	
	Poor		19%	
The job Loveland government does at welcoming resident involvement	Excellent		8%	
	Good		41%	
	Fair		35%	
	Poor		17%	
Overall confidence in Loveland government	Excellent		5%	
	Good		34%	
	Fair		34%	
	Poor		27%	
Generally acting in the best interest of the community	Excellent		6%	
	Good		38%	
	Fair		31%	
	Poor		25%	
Being honest	Excellent		4%	
	Good		37%	
	Fair		33%	
	Poor		26%	
Being open and transparent to the public	Excellent		4%	
	Good		33%	

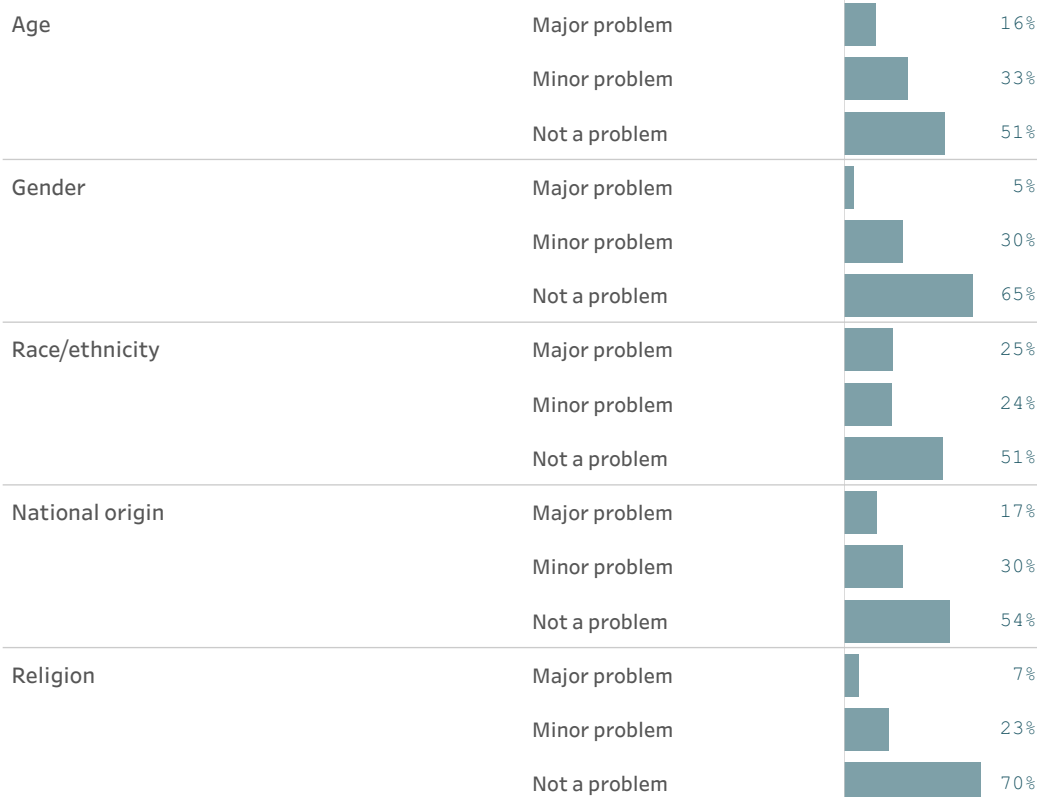
Please rate the following categories of Loveland government performance.	Being open and transparent to the public	Fair		35%
		Poor		28%
	Informing residents about issues facing the community	Excellent		5%
		Good		39%
		Fair		32%
		Poor		23%
	Treating all residents fairly	Excellent		7%
		Good		39%
		Fair		30%
		Poor		24%
	Treating residents with respect	Excellent		8%
		Good		45%
Fair			29%	
Poor			19%	
Overall, how would you rate the quality of the services provided by each of the following?	The City of Loveland	Excellent		15%
		Good		55%
		Fair		25%
		Poor		5%
	The Federal Government	Excellent		3%
		Good		26%
		Fair		36%
		Poor		35%
Please rate how important, if at all, you think it is for the Loveland community to focus on each of the following in the coming two years.	Overall economic health	Essential		48%
		Very important		44%
		Somewhat important		8%
		Not at all important		0%
	Overall quality of the transportation system	Essential		29%
		Very important		48%
		Somewhat important		21%
		Not at all important		2%
	Overall design or layout of residential and commercial areas	Essential		33%
		Very important		41%
		Somewhat important		23%
		Not at all important		3%
	Overall quality of the utility infrastructure in	Essential		52%

Please rate how important, if at all, you think it is for the Loveland community to focus on each of the following in the coming two years.			
Overall quality of the utility infrastructure in Loveland	Very important		39%
	Somewhat important		9%
	Not at all important		1%
	Essential		0%
Overall feeling of safety	Essential		56%
	Very important		36%
	Somewhat important		7%
	Not at all important		0%
Overall quality of natural environment	Essential		40%
	Very important		44%
	Somewhat important		15%
	Not at all important		1%
Overall quality of parks and recreation opportunities	Essential		34%
	Very important		48%
	Somewhat important		18%
	Not at all important		1%
Overall health and wellness opportunities	Essential		35%
	Very important		44%
	Somewhat important		19%
	Not at all important		2%
Overall opportunities for education, culture, and the arts	Essential		29%
	Very important		42%
	Somewhat important		26%
	Not at all important		3%
Residents' connection and engagement with their community	Essential		18%
	Very important		46%
	Somewhat important		33%
	Not at all important		4%
How strongly do you agree or disagree with the following statements about the City of Loveland?	I trust my elected officials	Strongly agree	
		Somewhat agree	
		Somewhat disagree	
		Strongly disagree	
	I trust my city staff leaders	Strongly agree	
		Somewhat agree	
		Somewhat disagree	
		Strongly disagree	

How strongly do you agree or disagree with the following statements about the City of Loveland?



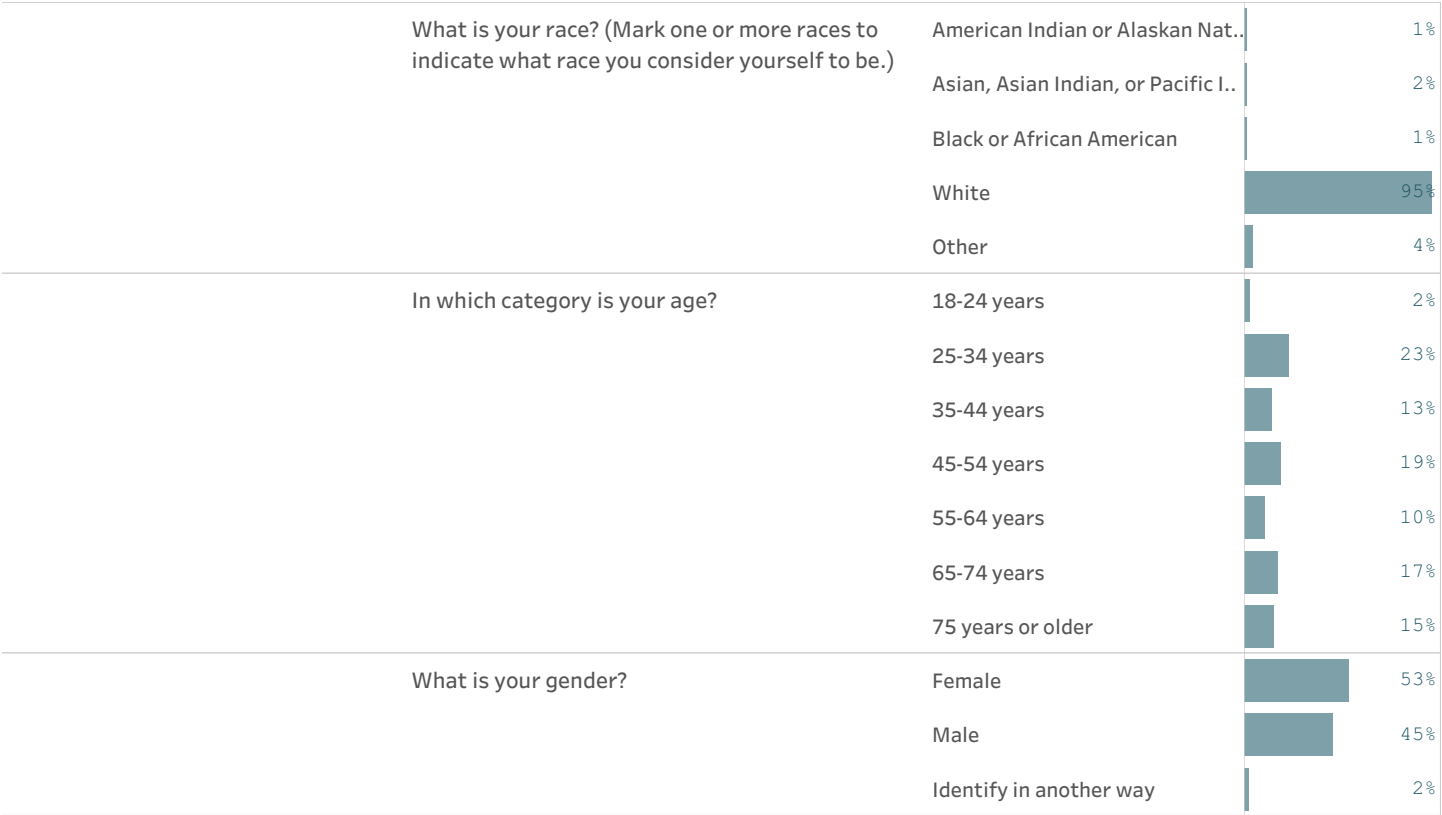
Please indicate how much of a problem, if any, you believe exists in Loveland for residents based on each of the following characteristics:



Please indicate how much of a problem, if any, you believe exists in Loveland for residents based on each of the following characteristics:	Disability	Major problem		18%
		Minor problem		39%
		Not a problem		43%
	Sexual orientation or gender identity	Major problem		19%
		Minor problem		33%
		Not a problem		49%
Please indicate which of the following, if any, you use as sources of information about the City of Loveland. (Mark all that apply.)	City website (lovgov.org)		70%	
	City social media (Facebook)		31%	
	City social media (Twitter)		8%	
	City social media (Instagram)		6%	
	Nextdoor		36%	
	Local news (print, online, TV)		61%	
	Newsletter in utility bill		71%	
	Word of mouth		57%	
	City Council meetings		13%	
	E-mail		14%	
	Channel 16 (TV or online)		5%	
	City Events		35%	
	Please indicate how important, if at all, each of the following are for your local community to implement to help address homelessness.	Creating affordable, permanent housing	Essential	
Very important				28%
Somewhat important				16%
Not at all important				7%
Enforcing "no camping" ordinances		Essential		44%
		Very important		22%
		Somewhat important		21%
		Not at all important		13%
Providing access to health care, behavioral health, and substance abuse treatment		Essential		54%
		Very important		31%
		Somewhat important		13%
		Not at all important		3%
Continuing to help fund organizations that provide services to people experiencing homelessness in our community		Essential		51%
		Very important		28%
		Somewhat important		14%
		Not at all important		7%
In general, how many times do you:	Access the internet from your home	Several times a day		85%

In general, how many times do you:	Access the internet from your home	Once a day	8%
		A few times a week	3%
		Every few weeks	2%
		Less often or never	2%
Access the internet from your cell phone	Several times a day	81%	
	Once a day	4%	
	A few times a week	4%	
	Every few weeks	1%	
	Less often or never	10%	
Visit social media sites	Several times a day	49%	
	Once a day	14%	
	A few times a week	10%	
	Every few weeks	3%	
	Less often or never	24%	
Use or check email	Several times a day	76%	
	Once a day	16%	
	A few times a week	3%	
	Every few weeks	1%	
	Less often or never	3%	
Share your opinions online	Several times a day	11%	
	Once a day	3%	
	A few times a week	12%	
	Every few weeks	15%	
	Less often or never	59%	
Shop online	Several times a day	10%	
	Once a day	7%	
	A few times a week	33%	
	Every few weeks	34%	
	Less often or never	16%	
Please rate your overall health.	Excellent	27%	
	Very good	37%	
	Good	28%	
	Fair	5%	
	Poor	2%	
What impact, if any, do you think the economy will have on your family income in the next 6 months?	Very positive	2%	

What impact, if any, do you think the economy will have on your family income in the next 6 months? Do you think the impact will be:	Somewhat positive		5%	
	Neutral		20%	
	Somewhat negative		50%	
	Very negative		24%	
How many years have you lived in Loveland?	Less than 2 years		15%	
	2-5 years		21%	
	6-10 years		14%	
	11-20 years		16%	
	More than 20 years		34%	
Which best describes the building you live in?	One family house detached fro..		63%	
	Building with two or more hom..		34%	
	Mobile home		1%	
	Other		2%	
Do you rent or own your home?	Rent		36%	
	Own		64%	
About how much is your monthly housing cost for the place you live (including rent, mortgage payment, property tax, property insurance, and homeowners' association (HOA) fees)?	About how much is your monthly housing cost for the place you live (including rent, mortgage payment, property tax, property insurance and homeowners' association (HOA) fees)?	Less than \$500		10%
		\$500 to \$999		12%
		\$1,000 to \$1,499		20%
		\$1,500 to \$1,999		31%
		\$2,000 to \$2,499		18%
		\$2,500 to \$2,999		6%
		\$3,000 to \$3,499		2%
		\$3,500 or more		2%
Do any children 17 or under live in your household?	No		77%	
	Yes		23%	
Are you or any other members of your household aged 65 or older?	No		64%	
	Yes		36%	
How much do you anticipate your household's total income before taxes will be for the current year? (Please include in your total income money from all sources for all persons living in your household.)	Less than \$25,000		13%	
	\$25,000 to \$49,999		16%	
	\$50,000 to \$74,999		24%	
	\$75,000 to \$99,999		19%	
	\$100,000 to \$149,999		14%	
	\$150,000 or more		15%	
Are you Spanish, Hispanic, or Latino?	Are you Spanish, Hispanic or Latino?	No, not Spanish, Hispanic, or La..		90%
		Yes, I consider myself to be Spa..		10%



Methods (open participation)

As part of its participation in The National Community Survey™ (The NCST™), the City of Loveland conducted a survey of 680 residents. Survey invitations were mailed to randomly selected households and data were collected from June 3rd, 2022 to July 13th, 2022. The results from this main survey effort represent the most robust estimate of your residents’ opinions.

After the above data collection period was underway, a link to an online open participation survey was publicized by the City of Loveland. The open participation survey was identical to the probability sample survey with two small updates; it included a map at the beginning asking where the respondent lives and also a question about where they heard about the survey. The open participation survey was open to all city residents and became available on June 10th, 2022. The survey remained open for 2 weeks and there were 1,315 responses.























The open participation survey data were not collected through a random sample and it is unknown who in the community was aware of the survey; therefore, a level of confidence in the representativeness of the sample cannot be estimated. However, to reduce bias where possible, these data were statistically weighted to match the demographic characteristics of the 2010 Census and 2019 American Community Survey estimates for adults in the City of Loveland. The characteristics used for weighting were age, sex, race, Hispanic origin, housing type, housing tenure, and area. No adjustments were made for design effects. Weights were calculated using an iterative, multiplicative raking model known as the ANES Weighting Algorithm.* The results of the weighting scheme for the open participation survey are presented in the following table.


























* Pasek, J. (2010). ANES Weighting Algorithm. Retrieved from <https://web.stanford.edu/group/iriss/cgi-bin/anesrake/resources/RakingDescription.pdf>

		Unweighted	Weighted	Target*
Age	18-34	8%	28%	28%
	35-54	32%	31%	31%
	55+	60%	40%	40%
Area	Ward 1	26%	25%	25%
	Ward 2	28%	22%	22%
	Ward 3	18%	23%	23%
	Ward 4	28%	30%	30%
Hispanic	No, not Spanish, Hispanic, or Latino	96%	90%	90%
	Yes, I consider myself to be Spanish, Hispana..	4%	10%	10%
Housing type	Attached	16%	35%	35%
	Detached	84%	65%	65%
race	Not white	8%	5%	5%
	White	92%	95%	95%
Race/ethnicity	Not white alone	10%	13%	13%
	White alone, not Hispanic or Latino	90%	87%	87%
Sex	Female	63%	52%	52%
	Male	37%	48%	48%
Sex/age	Female 18-34	5%	14%	14%
	Female 35-54	21%	16%	16%
	Female 55+	37%	23%	23%
	Male 18-34	4%	14%	14%
	Male 35-54	11%	16%	16%
	Male 55+	22%	18%	18%
Tenure	Own	89%	64%	64%
	Rent	11%	36%	36%


























Open participation survey results


























This dashboard contains a complete set of responses to each question on the open participation survey. By default, "don't know" responses are excluded, but may be added to the table using the response filter to the right. In some tables, the percentages may not sum to 100%; this is either because the question permitted the respondent to "choose all that apply", or for a question that asked the respondent to select one answer, it is due to the customary practice of rounding values to the nearest whole number.

























In which area of Loveland do you live? (Refer to map above.)	1 (Yellow)		24%	
	2 (Purple)		22%	
	3 (Blue)		23%	
	4 (Red)		29%	
	None of these/I don't live in Loveland		1%	
Please rate each of the following aspects of quality of life in Loveland.	Loveland as a place to live	Excellent		21%
		Good		58%
		Fair		19%
		Poor		2%
Your neighborhood as a place to live	Excellent		30%	
	Good		47%	
	Fair		18%	
	Poor		4%	
Loveland as a place to raise children	Excellent		16%	
	Good		52%	
	Fair		25%	
	Poor		6%	
Loveland as a place to work	Excellent		13%	
	Good		46%	
	Fair		25%	
	Poor		16%	
Loveland as a place to visit	Excellent		17%	


























Please rate each of the following aspects of quality of life in Loveland.	Loveland as a place to visit	Good		47%
		Fair		27%
		Poor		8%
Loveland as a place to retire	Excellent		18%	
	Good		43%	
	Fair		22%	
	Poor		17%	
The overall quality of life	Excellent		14%	
	Good		57%	
	Fair		23%	
	Poor		6%	
Sense of community	Excellent		8%	
	Good		36%	
	Fair		39%	
	Poor		17%	
Please rate each of the following characteristics as they relate to Loveland as a whole.	Overall economic health	Excellent		6%
		Good		41%
		Fair		41%
		Poor		12%
Overall quality of the transportation system	Excellent		5%	
	Good		32%	
	Fair		38%	
	Poor		25%	
Overall design or layout of residential and commercial areas	Excellent		6%	
	Good		42%	

Please rate each of the following characteristics as they relate to Loveland as a whole.	Characteristic	Rating	
		Percentage	Count
Overall design or layout of residential and commercial areas	Fair	33%	10
	Poor	18%	6
Overall quality of the utility infrastructure in Loveland	Excellent	26%	8
	Good	51%	16
	Fair	18%	6
	Poor	5%	2
Overall feeling of safety	Excellent	14%	4
	Good	50%	16
	Fair	23%	7
	Poor	14%	4
Overall quality of natural environment	Excellent	25%	8
	Good	49%	16
	Fair	20%	6
	Poor	6%	2
Overall quality of parks and recreation opportunities	Excellent	34%	11
	Good	45%	15
	Fair	16%	5
	Poor	5%	2
Overall health and wellness opportunities	Excellent	20%	6
	Good	51%	17
	Fair	23%	7
	Poor	6%	2
Overall opportunities for education, culture, and the arts	Excellent	16%	5
	Good	46%	15
	Fair	31%	10


























Please rate each of the following characteristics as they relate to Loveland as a whole.	Overall opportunities for education, culture, and the arts	Poor		6%
	Residents' connection and engagement with their community	Excellent		6%
		Good		37%
		Fair		41%
		Poor		15%
Please indicate how likely or unlikely you are to do each of the following.	Recommend living in Loveland to someone who asks	Very likely		26%
		Somewhat likely		46%
		Somewhat unlikely		15%
		Very unlikely		12%
Remain in Loveland for the next five years	Very likely		51%	
	Somewhat likely		30%	
	Somewhat unlikely		10%	
	Very unlikely		9%	
Please rate how safe or unsafe you feel:	In your neighborhood during the day	Very safe		66%
		Somewhat safe		24%
		Neither safe nor unsafe		5%
		Somewhat unsafe		3%
		Very unsafe		1%
	In Loveland's downtown area during the day	Very safe		45%
		Somewhat safe		37%
		Neither safe nor unsafe		8%
		Somewhat unsafe		8%
		Very unsafe		2%
From property crime	Very safe		21%	
	Somewhat safe		43%	

Please rate how safe or unsafe you feel:	From property crime	Neither safe nor unsafe		14%
		Somewhat unsafe		17%
		Very unsafe		5%
	From violent crime	Very safe		38%
		Somewhat safe		37%
		Neither safe nor unsafe		12%
		Somewhat unsafe		10%
		Very unsafe		4%
	From fire, flood, or other natural disaster	Very safe		25%
Somewhat safe			43%	
Neither safe nor unsafe			18%	
Somewhat unsafe			11%	
Very unsafe			2%	
Please rate the job you feel the Loveland community does at each of the following.	Making all residents feel welcome	Excellent		9%
		Good		43%
		Fair		31%
		Poor		17%
	Attracting people from diverse backgrounds	Excellent		5%
		Good		21%
		Fair		34%
		Poor		40%
	Valuing/respecting residents from diverse backgrounds	Excellent		7%
		Good		30%
		Fair		33%
		Poor		30%

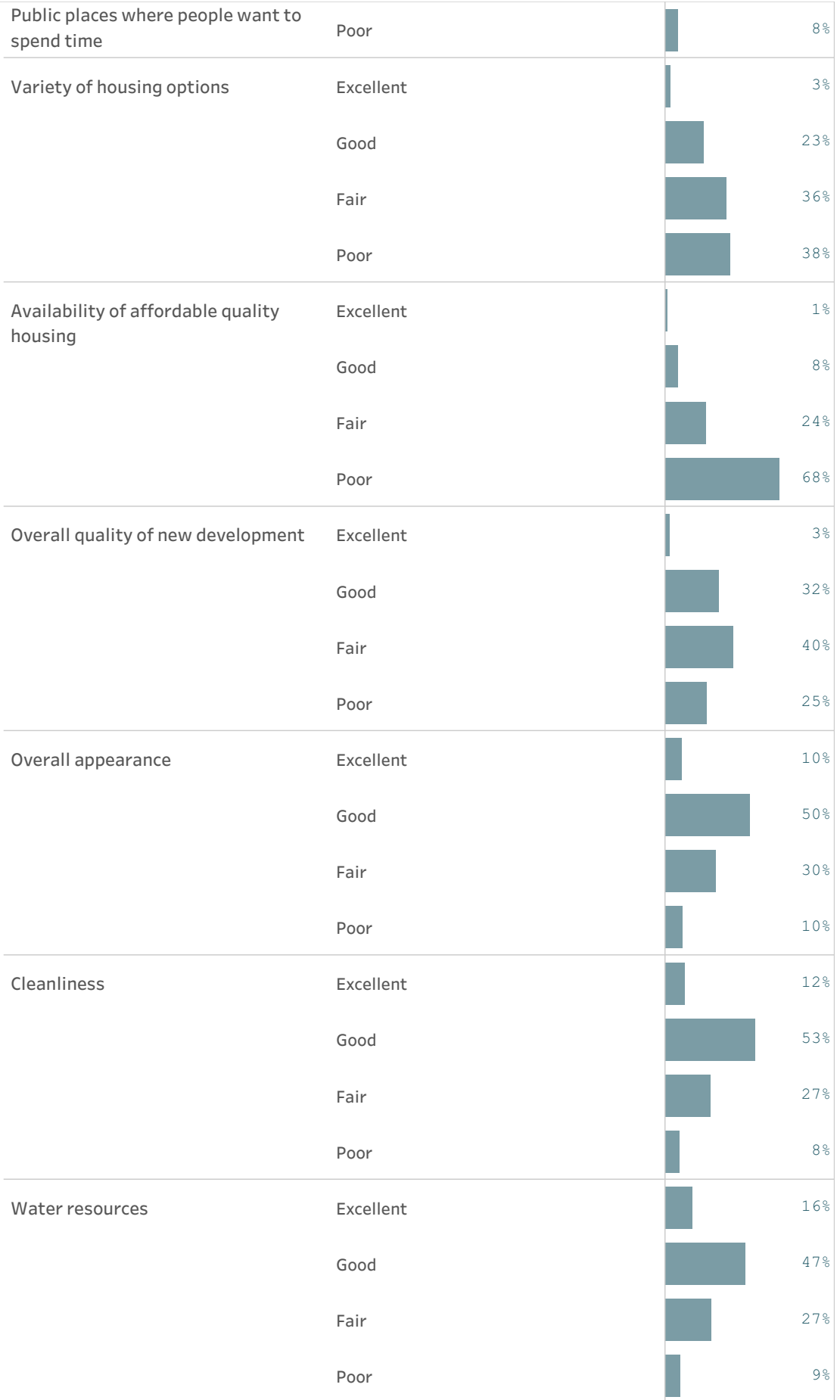
Please rate the job you feel the Loveland community does at each of the following.	Taking care of vulnerable residents	Excellent		3%
		Good		24%
		Fair		34%
		Poor		39%
Please rate each of the following in the Loveland community.	Overall quality of business and service establishments	Excellent		13%
		Good		54%
		Fair		28%
		Poor		5%
	Variety of business and service establishments	Excellent		12%
		Good		44%
		Fair		35%
		Poor		9%
	Vibrancy of downtown area	Excellent		12%
		Good		45%
		Fair		34%
		Poor		10%
	Employment opportunities	Excellent		5%
		Good		34%
		Fair		37%
		Poor		24%
	Shopping opportunities	Excellent		10%
		Good		44%
		Fair		35%
		Poor		10%
	Cost of living	Excellent		1%

Please rate each of the following in the Loveland community.	Cost of living	Good		21%
		Fair		38%
		Poor		41%
Please also rate each of the following in the Loveland community.	Overall image or reputation	Excellent		10%
		Good		43%
		Fair		29%
		Poor		18%
Please also rate each of the following in the Loveland community.	Traffic flow on major streets	Excellent		3%
		Good		31%
		Fair		36%
		Poor		30%
Please also rate each of the following in the Loveland community.	Ease of public parking	Excellent		10%
		Good		38%
		Fair		33%
		Poor		19%
Please also rate each of the following in the Loveland community.	Ease of travel by car	Excellent		12%
		Good		47%
		Fair		31%
		Poor		10%
Please also rate each of the following in the Loveland community.	Ease of travel by public transportation	Excellent		2%
		Good		14%
		Fair		26%
		Poor		59%
Please also rate each of the following in the Loveland community.	Ease of travel by bicycle	Excellent		11%
		Good		36%

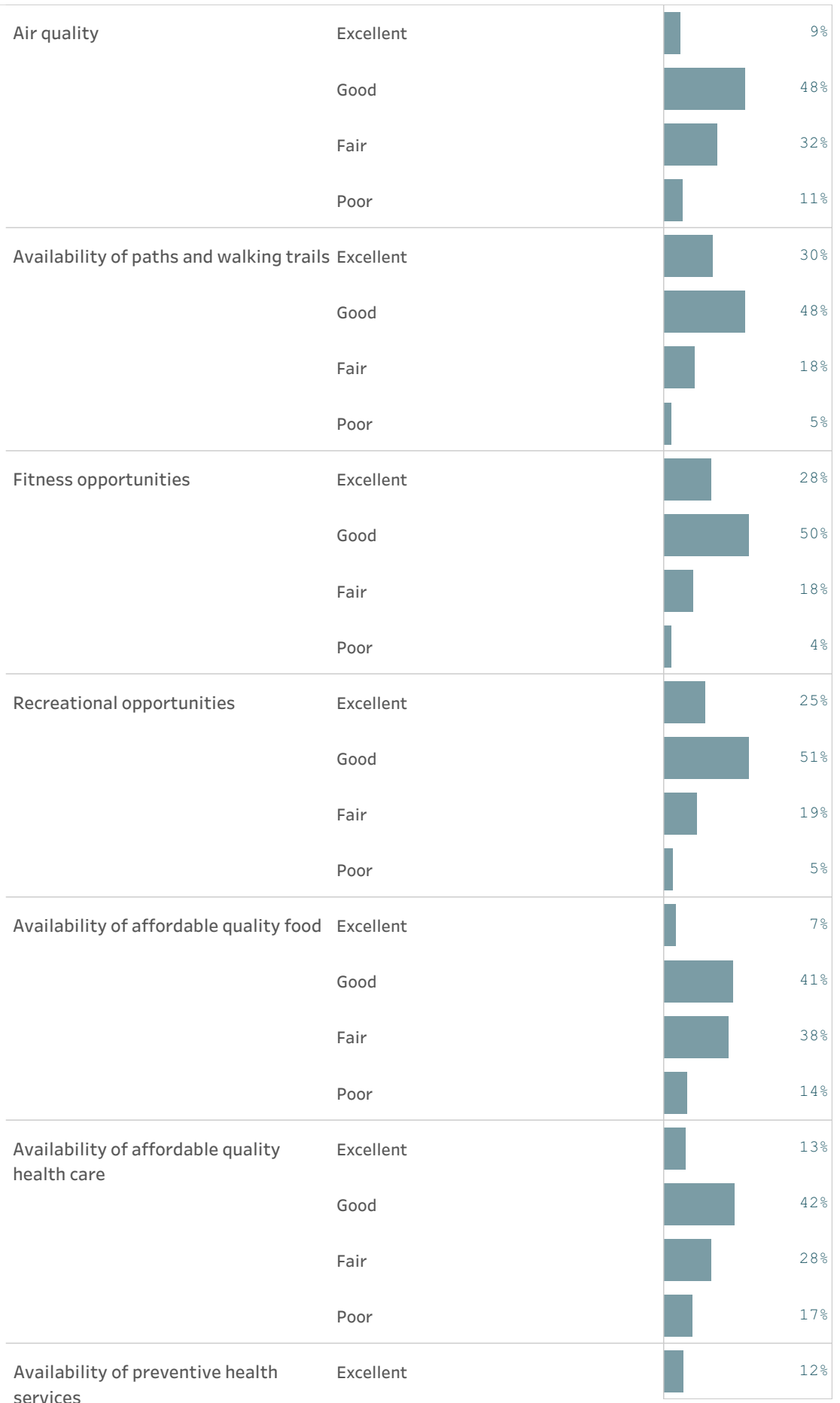
Please also rate each of the following in the Loveland community.

Ease of travel by bicycle	Fair		36%
	Poor		17%
Ease of walking	Excellent		13%
	Good		40%
	Fair		32%
	Poor		15%
Well-planned residential growth	Excellent		4%
	Good		25%
	Fair		35%
	Poor		36%
Well-planned commercial growth	Excellent		3%
	Good		24%
	Fair		40%
	Poor		33%
Well-designed neighborhoods	Excellent		6%
	Good		36%
	Fair		42%
	Poor		16%
Preservation of the historical or cultural character of the community	Excellent		12%
	Good		46%
	Fair		29%
	Poor		13%
Public places where people want to spend time	Excellent		15%
	Good		46%
	Fair		32%

























Please also rate each of the following in the Loveland community.



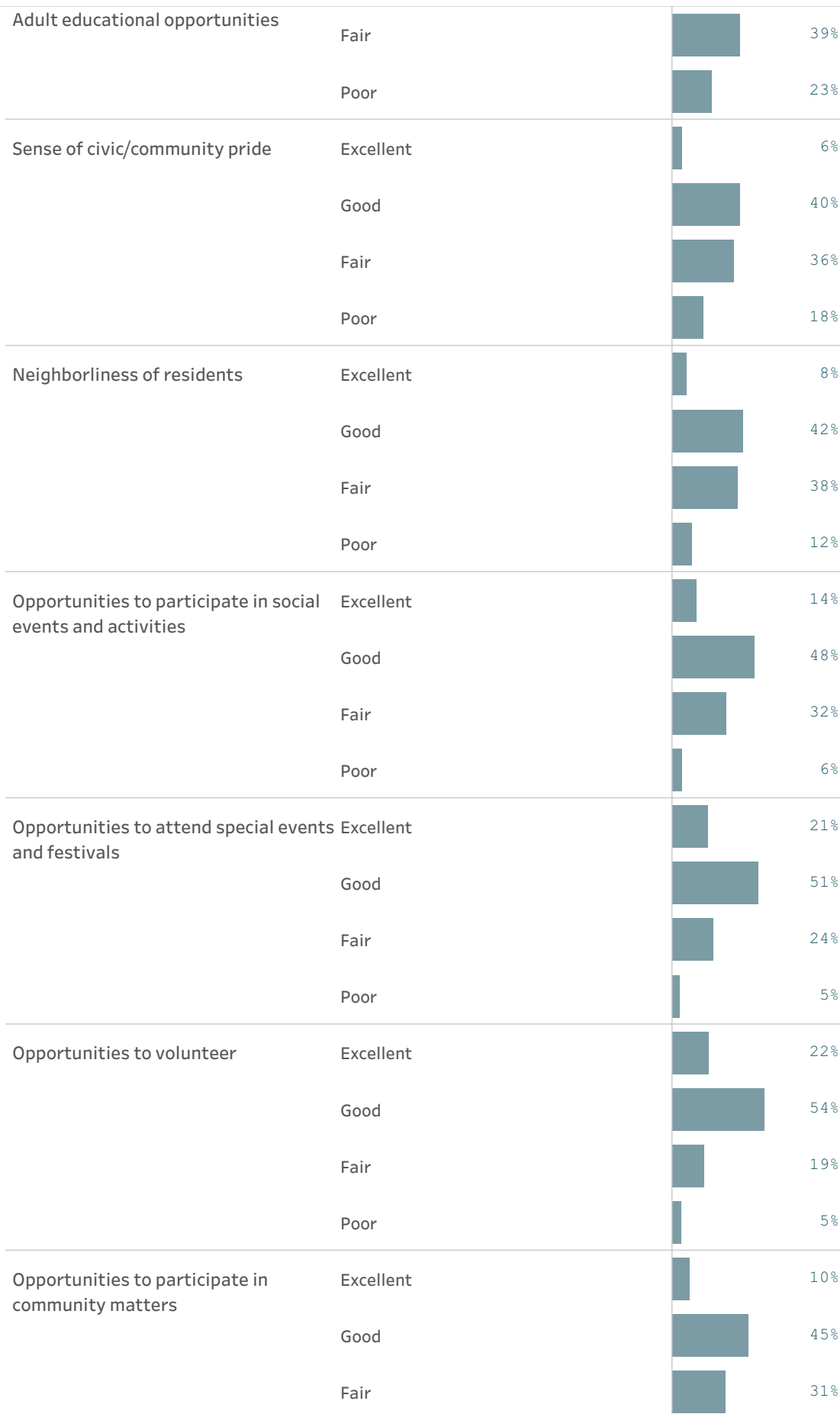
Please also rate each of the following in the Loveland community.




























Please also rate each of the following in the Loveland community.

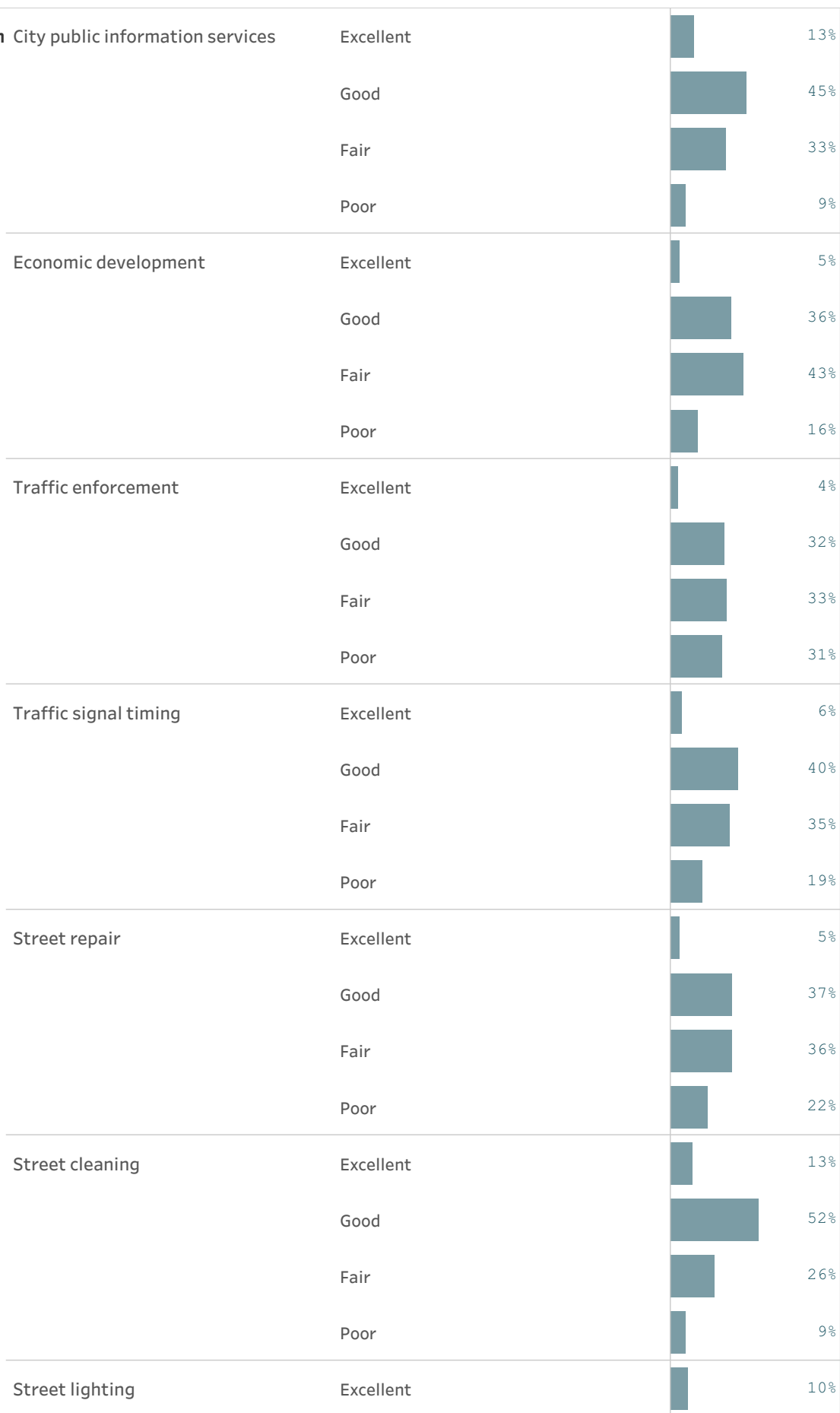
Availability of preventive health services	Good		46%
	Fair		32%
	Poor		10%
Availability of affordable quality mental health care	Excellent		4%
	Good		21%
	Fair		37%
	Poor		38%
Opportunities to attend cultural/arts/music activities	Excellent		23%
	Good		48%
	Fair		22%
	Poor		7%
Community support for the arts	Excellent		32%
	Good		50%
	Fair		14%
	Poor		4%
Availability of affordable quality childcare/preschool	Excellent		2%
	Good		18%
	Fair		30%
	Poor		49%
K-12 education	Excellent		6%
	Good		36%
	Fair		39%
	Poor		19%
Adult educational opportunities	Excellent		4%
	Good		33%

Please also rate each of the following in the Loveland community.

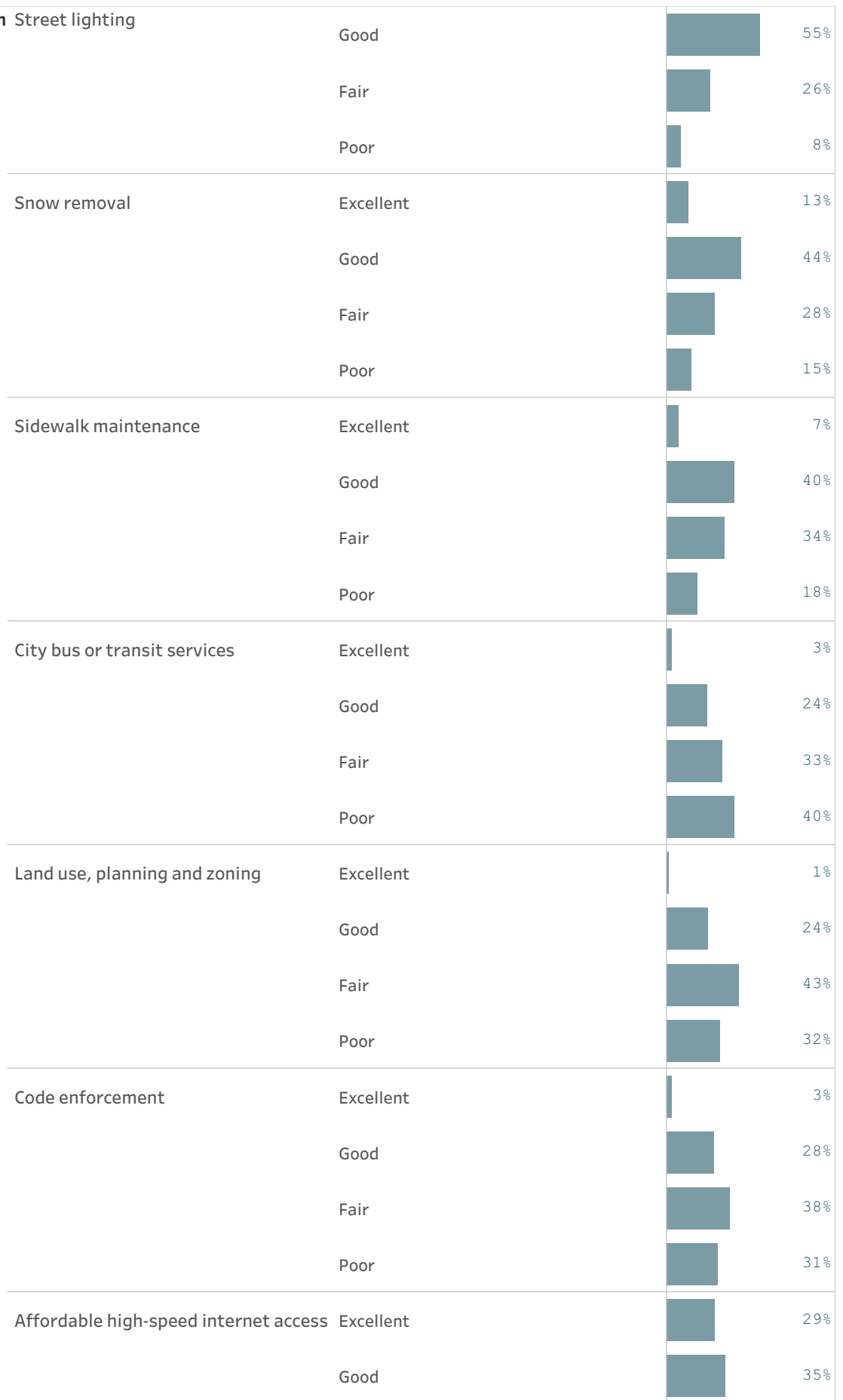


Please also rate each of the following in the Loveland community.	Opportunities to participate in community matters	Poor		14%
	Openness and acceptance of the community toward people of diverse backgrounds	Excellent		5%
		Good		27%
		Fair		37%
		Poor		31%
Please indicate whether or not you have done each of the following in the last 12 months.	Contacted the City of Loveland for help or information	No		41%
		Yes		59%
	Contacted Loveland elected officials to express your opinion	No		78%
		Yes		22%
	Attended a local public meeting	No		72%
		Yes		28%
	Watched a local public meeting	No		65%
		Yes		35%
	Volunteered your time to some group/activity	No		55%
		Yes		45%
	Campaigned or advocated for a local issue, cause, or candidate	No		74%
		Yes		26%
	Voted in your most recent local election	No		12%
		Yes		88%
	Used public transportation instead of driving	No		87%
Yes			13%	
Carpooled with other adults or children instead of driving alone	No		53%	
	Yes		47%	
Walked or biked instead of driving	No		39%	
	Yes		61%	

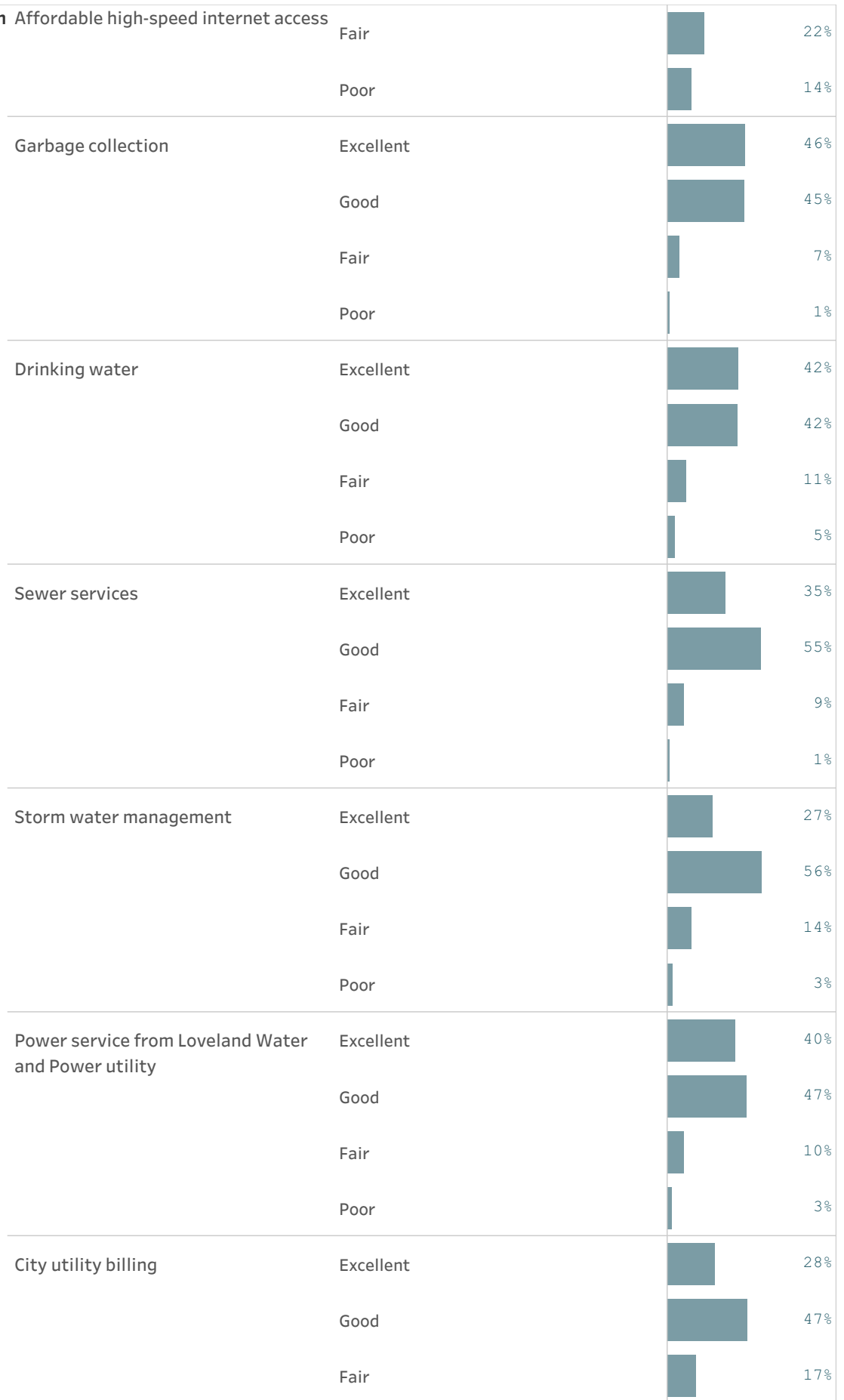
Please rate the quality of each City public information services of the following services in Loveland.



Please rate the quality of each of the following services in Loveland.





















































Please rate the quality of each of the following services in Loveland.





















































Please rate the quality of each of the following services in Loveland.			
City utility billing	Poor		8%
Police services	Excellent		12%
	Good		28%
	Fair		26%
	Poor		34%
Crime prevention	Excellent		7%
	Good		33%
	Fair		36%
	Poor		24%
Animal control by Larimer Humane Society	Excellent		13%
	Good		52%
	Fair		24%
	Poor		12%
Ambulance or emergency medical services	Excellent		37%
	Good		51%
	Fair		9%
	Poor		2%
Fire services	Excellent		43%
	Good		50%
	Fair		6%
	Poor		1%
Fire prevention and education	Excellent		25%
	Good		51%
	Fair		17%
	Poor		8%

Please rate the quality of each of the following services in Loveland.

Emergency preparedness	Excellent		15%
	Good		46%
	Fair		26%
	Poor		14%
Preservation of natural areas	Excellent		24%
	Good		41%
	Fair		24%
	Poor		12%
Loveland open space	Excellent		26%
	Good		44%
	Fair		22%
	Poor		9%
City recycling	Excellent		44%
	Good		39%
	Fair		12%
	Poor		5%
City yard waste pick-up	Excellent		43%
	Good		43%
	Fair		10%
	Poor		4%
City parks	Excellent		30%
	Good		49%
	Fair		18%
	Poor		3%
City recreation programs or classes	Excellent		25%


























Please rate the quality of each of the following services in Loveland.				
City recreation programs or classes	Good		54%	
	Fair		15%	
	Poor		6%	
City recreation centers or facilities	Excellent		24%	
	Good		52%	
	Fair		20%	
	Poor		4%	
Health services provided by Larimer County	Excellent		14%	
	Good		53%	
	Fair		23%	
	Poor		10%	
Public library services	Excellent		43%	
	Good		45%	
	Fair		10%	
	Poor		1%	
Overall customer service by Loveland employees	Excellent		25%	
	Good		48%	
	Fair		19%	
	Poor		8%	
Please rate the following categories of Loveland government performance.	The value of services for the taxes paid to Loveland	Excellent		8%
		Good		42%
		Fair		33%
		Poor		17%
The overall direction that Loveland is taking	Excellent		6%	
	Good		34%	

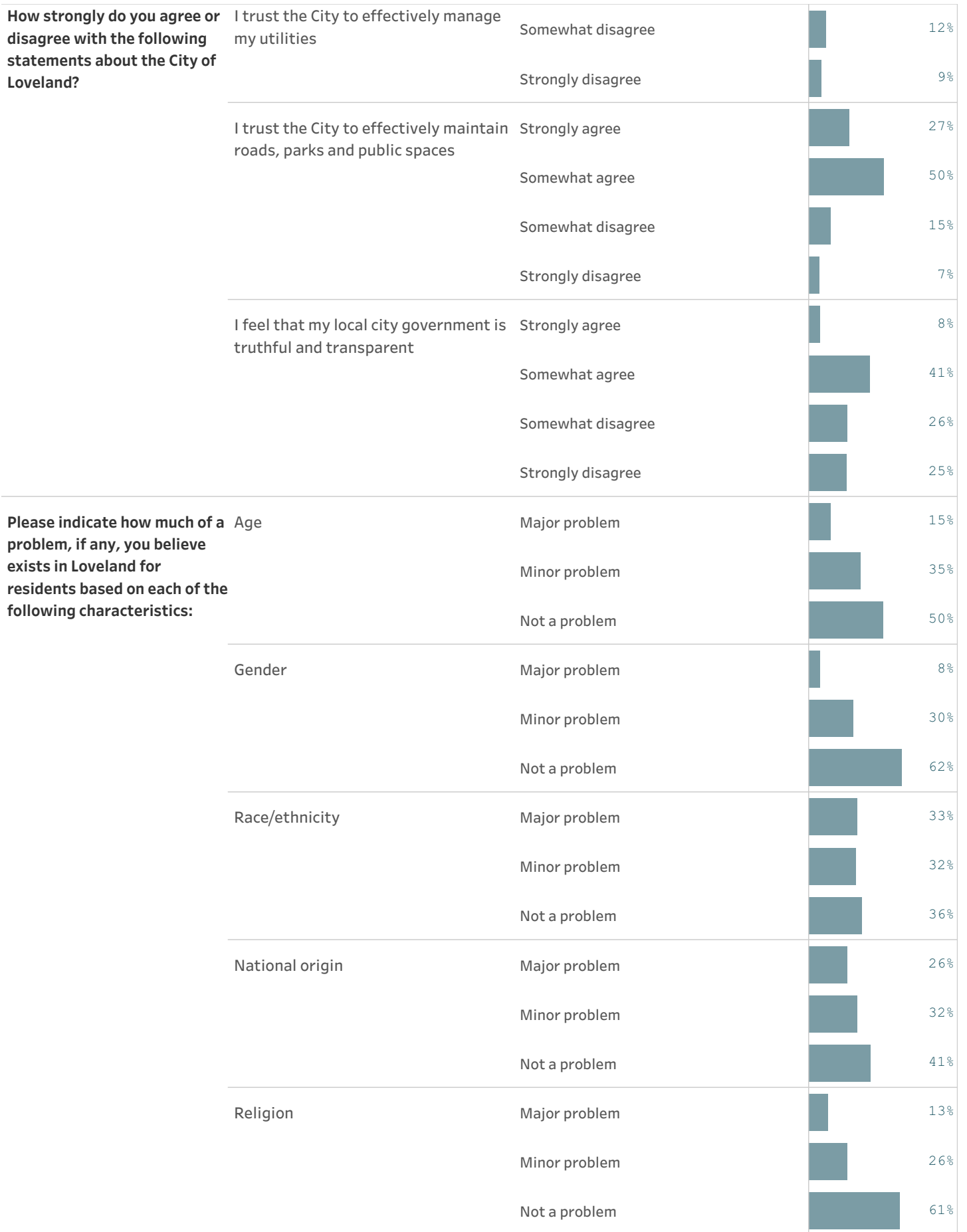
Please rate the following categories of Loveland government performance.			
The overall direction that Loveland is taking	Fair		33%
	Poor		27%
The job Loveland government does at welcoming resident involvement	Excellent		6%
	Good		32%
	Fair		33%
	Poor		29%
Overall confidence in Loveland government	Excellent		4%
	Good		27%
	Fair		35%
	Poor		34%
Generally acting in the best interest of the community	Excellent		7%
	Good		28%
	Fair		32%
	Poor		33%
Being honest	Excellent		6%
	Good		25%
	Fair		35%
	Poor		35%
Being open and transparent to the public	Excellent		5%
	Good		23%
	Fair		35%
	Poor		37%
Informing residents about issues facing the community	Excellent		5%
	Good		29%
	Fair		35%

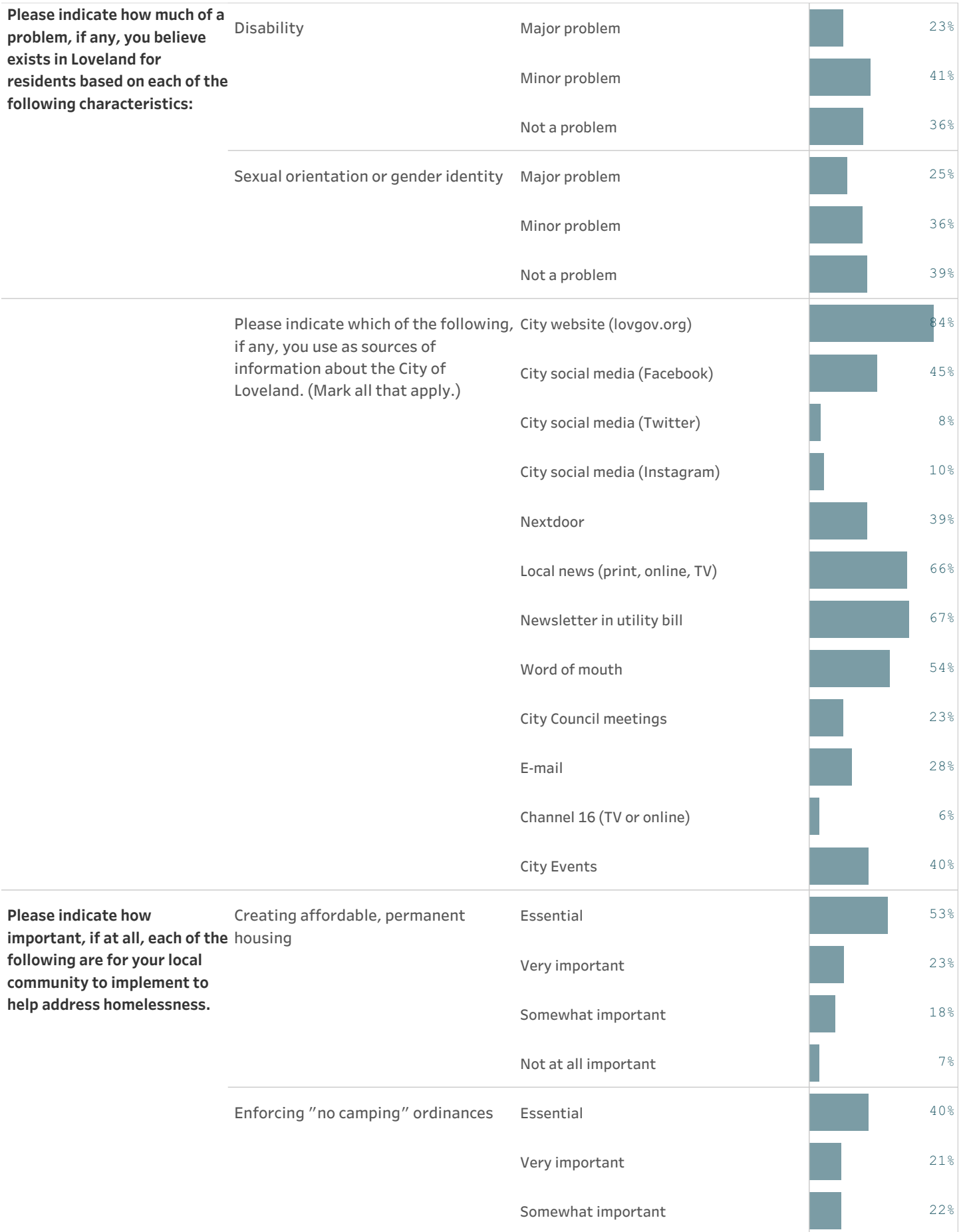
Please rate the following categories of Loveland government performance.	Informing residents about issues facing the community	Poor		31%
	Treating all residents fairly	Excellent		5%
		Good		26%
		Fair		30%
		Poor		39%
Treating residents with respect	Excellent		7%	
	Good		31%	
	Fair		28%	
	Poor		34%	
Overall, how would you rate the quality of the services provided by each of the following?	The City of Loveland	Excellent		12%
		Good		49%
		Fair		30%
		Poor		9%
	The Federal Government	Excellent		3%
Good			30%	
Fair			31%	
Poor			36%	
Please rate how important, if at all, you think it is for the Loveland community to focus on each of the following in the coming two years.	Overall economic health	Essential		43%
		Very important		43%
		Somewhat important		13%
		Not at all important		1%
	Overall quality of the transportation system	Essential		31%
Very important			46%	
Somewhat important			21%	
Not at all important			1%	

Please rate how important, if at all, you think it is for the Loveland community to focus on each of the following in the coming two years.

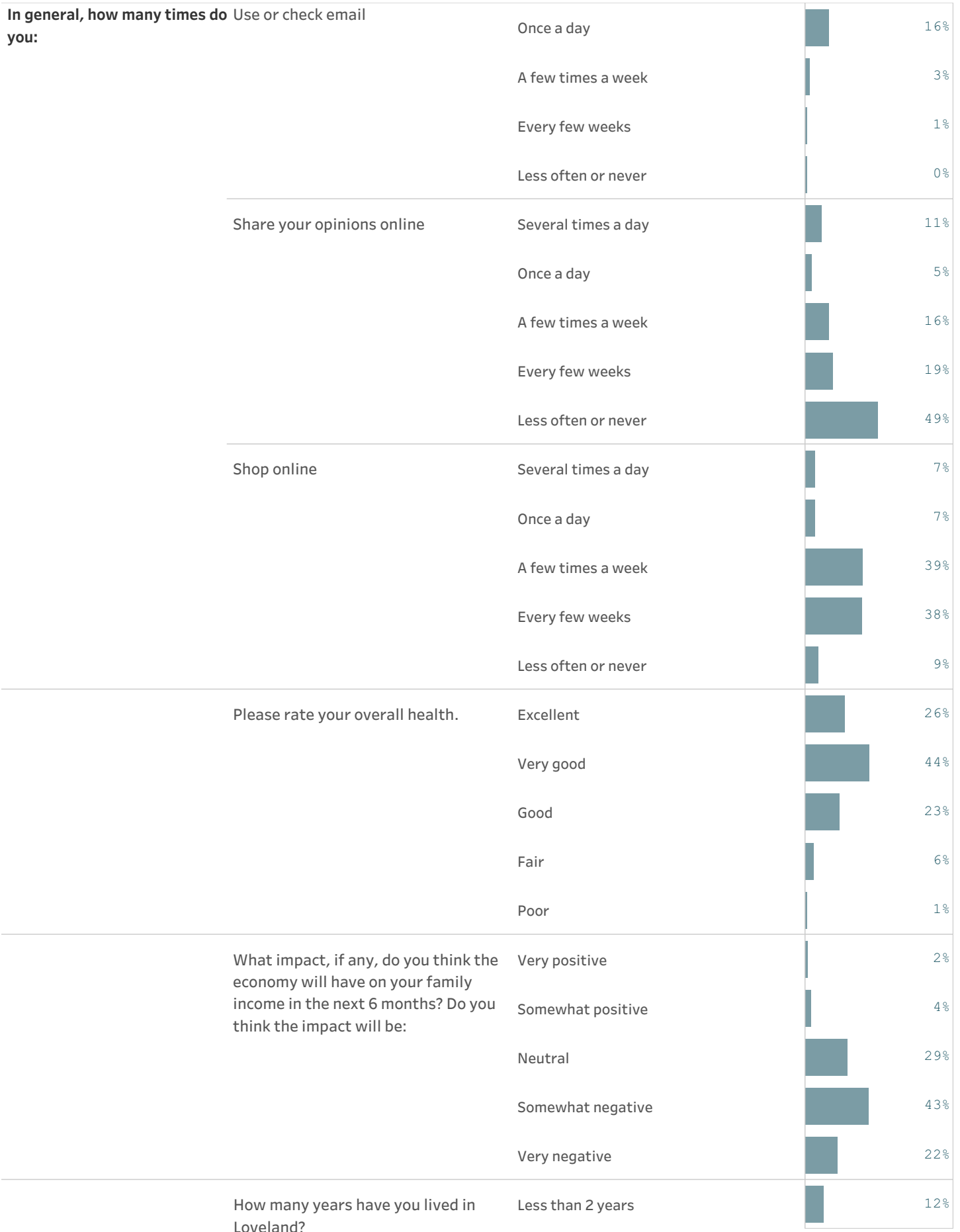


Please rate how important, if at all, you think it is for the Loveland community to focus on each of the following in the coming two years.	Overall opportunities for education, culture, and the arts	Very important		42%
		Somewhat important		30%
		Not at all important		3%
	Residents' connection and engagement with their community	Essential		22%
	Very important		44%	
	Somewhat important		32%	
	Not at all important		2%	
How strongly do you agree or disagree with the following statements about the City of Loveland?	I trust my elected officials	Strongly agree		5%
		Somewhat agree		43%
		Somewhat disagree		25%
		Strongly disagree		27%
I trust my city staff leaders	Strongly agree		14%	
	Somewhat agree		47%	
	Somewhat disagree		22%	
	Strongly disagree		17%	
I trust my local police department	Strongly agree		15%	
	Somewhat agree		31%	
	Somewhat disagree		19%	
	Strongly disagree		34%	
I trust my local fire department	Strongly agree		69%	
	Somewhat agree		29%	
	Somewhat disagree		0%	
	Strongly disagree		1%	
I trust the City to effectively manage my utilities	Strongly agree		33%	
	Somewhat agree		46%	

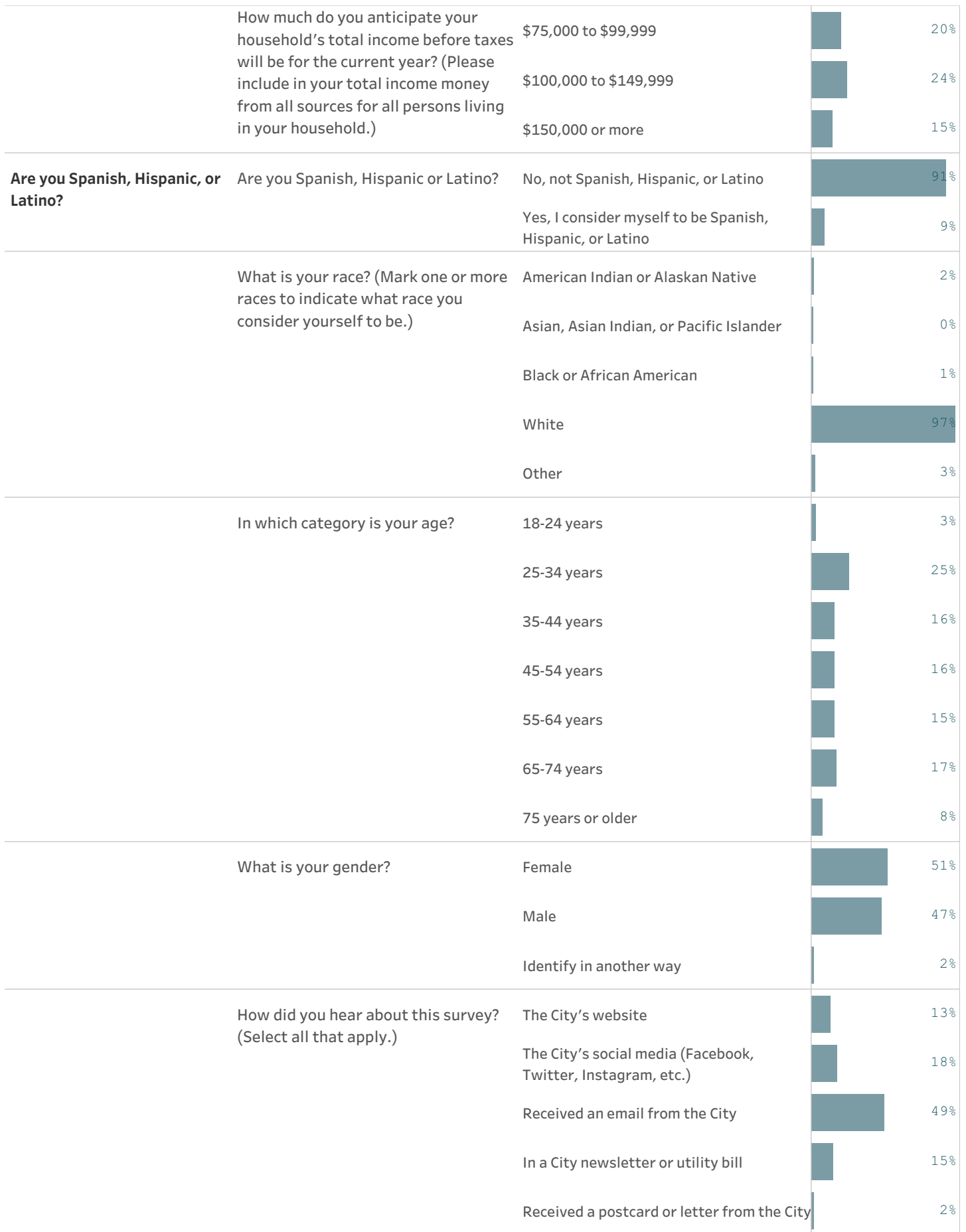




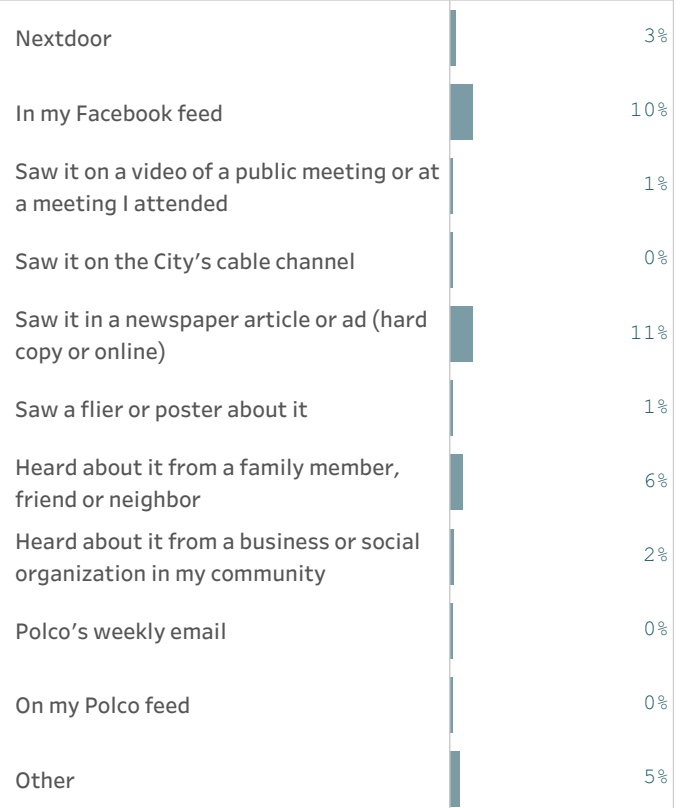
Please indicate how important, if at all, each of the following are for your local community to implement to help address homelessness.	Enforcing "no camping" ordinances	Not at all important		17%
	Providing access to health care, behavioral health, and substance abuse treatment	Essential		54%
		Very important		28%
		Somewhat important		15%
		Not at all important		3%
Continuing to help fund organizations that provide services to people experiencing homelessness in our community	Essential		50%	
	Very important		26%	
	Somewhat important		17%	
	Not at all important		7%	
In general, how many times do you:	Access the internet from your home	Several times a day		86%
		Once a day		6%
		A few times a week		5%
		Every few weeks		2%
		Less often or never		2%
Access the internet from your cell phone	Several times a day		87%	
	Once a day		4%	
	A few times a week		3%	
	Every few weeks		1%	
	Less often or never		4%	
Visit social media sites	Several times a day		55%	
	Once a day		15%	
	A few times a week		8%	
	Every few weeks		7%	
	Less often or never		16%	
Use or check email	Several times a day		79%	



How many years have you lived in Loveland?	2-5 years		23%	
	6-10 years		17%	
	11-20 years		16%	
	More than 20 years		31%	
Which best describes the building you live in?	One family house detached from any other houses		64%	
	Building with two or more homes (duplex, townhome, apartment or condominium)		35%	
	Mobile home		1%	
	Other		1%	
Do you rent or own your home?	Rent		36%	
	Own		64%	
About how much is your monthly housing cost for the place you live (including rent, mortgage payment, property tax, property insurance, and homeowners' association (HOA) fees)?	About how much is your monthly housing cost for the place you live (including rent, mortgage payment, property tax, property insurance and homeowners' association (HOA) fees)?	Less than \$500		6%
		\$500 to \$999		10%
		\$1,000 to \$1,499		20%
		\$1,500 to \$1,999		36%
		\$2,000 to \$2,499		18%
		\$2,500 to \$2,999		6%
		\$3,000 to \$3,499		4%
		\$3,500 or more		2%
Do any children 17 or under live in your household?	No		73%	
	Yes		27%	
Are you or any other members of your household aged 65 or older?	No		68%	
	Yes		32%	
How much do you anticipate your household's total income before taxes will be for the current year? (Please include in your total income money from all sources for all persons living in your household.)	Less than \$25,000		7%	
	\$25,000 to \$49,999		15%	
	\$50,000 to \$74,999		19%	



How did you hear about this survey?
(Select all that apply.)



Please complete this survey if you are the adult (age 18 or older) in the household who most recently had a birthday (the year of birth does not matter). Your responses are confidential and no identifying information will be shared.

1. Please rate each of the following aspects of quality of life in Loveland.

	<u>Excellent</u>	<u>Good</u>	<u>Fair</u>	<u>Poor</u>	<u>Don't know</u>
Loveland as a place to live.....	1	2	3	4	5
Your neighborhood as a place to live	1	2	3	4	5
Loveland as a place to raise children.....	1	2	3	4	5
Loveland as a place to work.....	1	2	3	4	5
Loveland as a place to visit.....	1	2	3	4	5
Loveland as a place to retire	1	2	3	4	5
The overall quality of life in Loveland.....	1	2	3	4	5
Sense of community.....	1	2	3	4	5

2. Please rate each of the following characteristics as they relate to Loveland as a whole.

	<u>Excellent</u>	<u>Good</u>	<u>Fair</u>	<u>Poor</u>	<u>Don't know</u>
Overall economic health of Loveland	1	2	3	4	5
Overall quality of the transportation system (auto, bicycle, foot, bus) in Loveland.....	1	2	3	4	5
Overall design or layout of Loveland's residential and commercial areas (e.g., homes, buildings, streets, parks, etc.)	1	2	3	4	5
Overall quality of the utility infrastructure in Loveland (water, sewer, storm water, electric/gas, fiber internet).....	1	2	3	4	5
Overall feeling of safety in Loveland.....	1	2	3	4	5
Overall quality of natural environment in Loveland	1	2	3	4	5
Overall quality of parks and recreation opportunities.....	1	2	3	4	5
Overall health and wellness opportunities in Loveland.....	1	2	3	4	5
Overall opportunities for education, culture, and the arts.....	1	2	3	4	5
Residents' connection and engagement with their community	1	2	3	4	5

3. Please indicate how likely or unlikely you are to do each of the following.

	<u>Very likely</u>	<u>Somewhat likely</u>	<u>Somewhat unlikely</u>	<u>Very unlikely</u>	<u>Don't know</u>
Recommend living in Loveland to someone who asks	1	2	3	4	5
Remain in Loveland for the next five years.....	1	2	3	4	5

4. Please rate how safe or unsafe you feel:

	<u>Very safe</u>	<u>Somewhat safe</u>	<u>Neither safe nor unsafe</u>	<u>Somewhat unsafe</u>	<u>Very unsafe</u>	<u>Don't know</u>
In your neighborhood during the day.....	1	2	3	4	5	6
In Loveland's downtown area during the day.....	1	2	3	4	5	6
From property crime.....	1	2	3	4	5	6
From violent crime.....	1	2	3	4	5	6
From fire, flood, or other natural disaster	1	2	3	4	5	6

5. Please rate the job you feel the Loveland community does at each of the following.

	<u>Excellent</u>	<u>Good</u>	<u>Fair</u>	<u>Poor</u>	<u>Don't know</u>
Making all residents feel welcome	1	2	3	4	5
Attracting people from diverse backgrounds.....	1	2	3	4	5
Valuing/respecting residents from diverse backgrounds.....	1	2	3	4	5
Taking care of vulnerable residents (elderly, disabled, homeless, etc.).....	1	2	3	4	5

6. Please rate each of the following in the Loveland community.

	<u>Excellent</u>	<u>Good</u>	<u>Fair</u>	<u>Poor</u>	<u>Don't know</u>
Overall quality of business and service establishments in Loveland	1	2	3	4	5
Variety of business and service establishments in Loveland.....	1	2	3	4	5
Vibrancy of downtown area	1	2	3	4	5
Employment opportunities	1	2	3	4	5
Shopping opportunities	1	2	3	4	5
Cost of living in Loveland	1	2	3	4	5
Overall image or reputation of Loveland.....	1	2	3	4	5

7. Please also rate each of the following in the Loveland community.

	<u>Excellent</u>	<u>Good</u>	<u>Fair</u>	<u>Poor</u>	<u>Don't know</u>
Traffic flow on major streets.....	1	2	3	4	5
Ease of public parking.....	1	2	3	4	5
Ease of travel by car in Loveland	1	2	3	4	5
Ease of travel by public transportation in Loveland.....	1	2	3	4	5
Ease of travel by bicycle in Loveland.....	1	2	3	4	5
Ease of walking in Loveland.....	1	2	3	4	5
Well-planned residential growth.....	1	2	3	4	5
Well-planned commercial growth.....	1	2	3	4	5
Well-designed neighborhoods.....	1	2	3	4	5
Preservation of the historical or cultural character of the community.....	1	2	3	4	5
Public places where people want to spend time	1	2	3	4	5
Variety of housing options.....	1	2	3	4	5
Availability of affordable quality housing.....	1	2	3	4	5
Overall quality of new development in Loveland	1	2	3	4	5
Overall appearance of Loveland.....	1	2	3	4	5
Cleanliness of Loveland.....	1	2	3	4	5
Water resources (beaches, lakes, ponds, riverways, etc.)	1	2	3	4	5
Air quality.....	1	2	3	4	5
Availability of paths and walking trails.....	1	2	3	4	5
Fitness opportunities (including exercise classes and paths or trails, etc.) ...	1	2	3	4	5
Recreational opportunities.....	1	2	3	4	5
Availability of affordable quality food	1	2	3	4	5
Availability of affordable quality health care.....	1	2	3	4	5
Availability of preventive health services.....	1	2	3	4	5
Availability of affordable quality mental health care	1	2	3	4	5
Opportunities to attend cultural/arts/music activities	1	2	3	4	5
Community support for the arts.....	1	2	3	4	5
Availability of affordable quality childcare/preschool.....	1	2	3	4	5
K-12 education.....	1	2	3	4	5
Adult educational opportunities	1	2	3	4	5
Sense of civic/community pride.....	1	2	3	4	5
Neighborliness of residents in Loveland	1	2	3	4	5
Opportunities to participate in social events and activities.....	1	2	3	4	5
Opportunities to attend special events and festivals	1	2	3	4	5
Opportunities to volunteer	1	2	3	4	5
Opportunities to participate in community matters	1	2	3	4	5
Openness and acceptance of the community toward people of diverse backgrounds.....	1	2	3	4	5

8. Please indicate whether or not you have done each of the following in the last 12 months.

	<u>No</u>	<u>Yes</u>
Contacted the City of Loveland (in-person, phone, email, or web) for help or information	1	2
Contacted Loveland elected officials (in-person, phone, email, or web) to express your opinion.....	1	2
Attended a local public meeting (of local elected officials like City Council or County Commissioners, advisory boards, town halls, HOA, neighborhood watch, etc.)	1	2
Watched (online or on television) a local public meeting.....	1	2
Volunteered your time to some group/activity in Loveland.....	1	2
Campaigned or advocated for a local issue, cause, or candidate.....	1	2
Voted in your most recent local election	1	2
Used bus, rail, subway, or other public transportation instead of driving.....	1	2
Carpooled with other adults or children instead of driving alone	1	2
Walked or biked instead of driving.....	1	2

9. Please rate the quality of each of the following services in Loveland.

	<u>Excellent</u>	<u>Good</u>	<u>Fair</u>	<u>Poor</u>	<u>Don't know</u>
City public information services.....	1	2	3	4	5
Economic development.....	1	2	3	4	5
Traffic enforcement.....	1	2	3	4	5
Traffic signal timing.....	1	2	3	4	5
Street repair.....	1	2	3	4	5
Street cleaning.....	1	2	3	4	5
Street lighting.....	1	2	3	4	5
Snow removal.....	1	2	3	4	5
Sidewalk maintenance.....	1	2	3	4	5
City bus or transit services.....	1	2	3	4	5
Land use, planning, and zoning.....	1	2	3	4	5
Code enforcement (weeds, abandoned buildings, etc.).....	1	2	3	4	5
Affordable high-speed internet access.....	1	2	3	4	5
Garbage collection.....	1	2	3	4	5
Drinking water.....	1	2	3	4	5
Sewer services.....	1	2	3	4	5
Storm water management (storm drainage, dams, levees, etc.).....	1	2	3	4	5
Power service from Loveland Water and Power utility.....	1	2	3	4	5
City utility billing.....	1	2	3	4	5
Police services.....	1	2	3	4	5
Crime prevention.....	1	2	3	4	5
Animal control by Larimer Humane Society.....	1	2	3	4	5
Ambulance or emergency medical services.....	1	2	3	4	5
Fire services.....	1	2	3	4	5
Fire prevention and education.....	1	2	3	4	5
Emergency preparedness (services that prepare the community for natural disasters or other emergency situations).....	1	2	3	4	5
Preservation of natural areas (open space, farmlands, and greenbelts).....	1	2	3	4	5
Loveland open space.....	1	2	3	4	5
City recycling.....	1	2	3	4	5
City yard waste pick-up.....	1	2	3	4	5
City parks.....	1	2	3	4	5
City recreation programs or classes.....	1	2	3	4	5
City recreation centers or facilities.....	1	2	3	4	5
Health services provided by Larimer County.....	1	2	3	4	5
Public library services.....	1	2	3	4	5
Overall customer service by City of Loveland employees (police, receptionists, planners, librarians, utility reps, etc.).....	1	2	3	4	5

10. Please rate the following categories of Loveland government performance.

	<u>Excellent</u>	<u>Good</u>	<u>Fair</u>	<u>Poor</u>	<u>Don't know</u>
The value of services for the taxes paid to Loveland.....	1	2	3	4	5
The overall direction that Loveland is taking.....	1	2	3	4	5
The job Loveland government does at welcoming resident involvement..	1	2	3	4	5
Overall confidence in Loveland government.....	1	2	3	4	5
Generally acting in the best interest of the community.....	1	2	3	4	5
Being honest.....	1	2	3	4	5
Being open and transparent to the public.....	1	2	3	4	5
Informing residents about issues facing the community.....	1	2	3	4	5
Treating all residents fairly.....	1	2	3	4	5
Treating residents with respect.....	1	2	3	4	5

11. Overall, how would you rate the quality of the services provided by each of the following?

	<u>Excellent</u>	<u>Good</u>	<u>Fair</u>	<u>Poor</u>	<u>Don't know</u>
The City of Loveland.....	1	2	3	4	5
The Federal Government.....	1	2	3	4	5

12. Please rate how important, if at all, you think it is for the Loveland community to focus on each of the following in the coming two years.

	<u>Essential</u>	<u>Very important</u>	<u>Somewhat important</u>	<u>Not at all important</u>
Overall economic health of Loveland.....	1	2	3	4
Overall quality of the transportation system (auto, bicycle, foot, bus) in Loveland.....	1	2	3	4
Overall design or layout of Loveland’s residential and commercial areas (e.g., homes, buildings, streets, parks, etc.).....	1	2	3	4
Overall quality of the utility infrastructure in Loveland (water, sewer, storm water, electric/gas, fiber internet).....	1	2	3	4
Overall feeling of safety in Loveland.....	1	2	3	4
Overall quality of natural environment in Loveland.....	1	2	3	4
Overall quality of parks and recreation opportunities.....	1	2	3	4
Overall health and wellness opportunities in Loveland.....	1	2	3	4
Overall opportunities for education, culture, and the arts.....	1	2	3	4
Residents’ connection and engagement with their community.....	1	2	3	4

13. How strongly do you agree or disagree with the following statements about the City of Loveland?

	<u>Strongly agree</u>	<u>Somewhat agree</u>	<u>Somewhat disagree</u>	<u>Strongly disagree</u>	<u>Don’t know</u>
I trust my elected officials.....	1	2	3	4	5
I trust my city staff leaders.....	1	2	3	4	5
I trust my local police department.....	1	2	3	4	5
I trust my local fire department.....	1	2	3	4	5
I trust the City to effectively manage my utilities.....	1	2	3	4	5
I trust the City to effectively maintain roads, parks and public spaces.....	1	2	3	4	5
I feel that my local city government is truthful and transparent.....	1	2	3	4	5

14. Please indicate how much of a problem, if any, you believe exists in Loveland for residents based on each of the following characteristics:

	<u>Major problem</u>	<u>Minor problem</u>	<u>Not a problem</u>	<u>Don’t know</u>
Age.....	1	2	3	4
Gender.....	1	2	3	4
Race/ethnicity.....	1	2	3	4
National origin.....	1	2	3	4
Religion.....	1	2	3	4
Disability.....	1	2	3	4
Sexual orientation or gender identity.....	1	2	3	4

15. Please indicate which of the following, if any, you use as sources of information about the City of Loveland. (Mark all that apply.)

- City website (lov.gov.org)
- City social media (Facebook)
- City social media (Twitter)
- City social media (Instagram)
- Nextdoor
- Local news (print, online, TV)
- Newsletter in utility bill
- Word of mouth
- City Council meetings
- E-mail
- Channel 16 (TV or online)
- City Events

16. Please indicate how important, if at all, each of the following are for your local community to implement to help address homelessness.

	<u>Essential</u>	<u>Very important</u>	<u>Somewhat important</u>	<u>Not at all important</u>	<u>Don’t know</u>
Creating affordable, permanent housing.....	1	2	3	4	5
Enforcing “no camping” ordinances.....	1	2	3	4	5
Providing access to health care, behavioral health, and substance abuse treatment.....	1	2	3	4	5
Continuing to help fund organizations that provide services to people experiencing homelessness in our community.....	1	2	3	4	5

17. Are there any other comments you would like to make?

Our last questions are about you and your household.
 Again, all of your responses to this survey are confidential and no identifying information will be shared.

D1. In general, how many times do you:

	Several times a day	Once a day	A few times a week	Every few weeks	Less often or never	Don't know
Access the internet from your home using a computer, laptop, or tablet computer	1	2	3	4	5	6
Access the internet from your cell phone.....	1	2	3	4	5	6
Visit social media sites such as Facebook, Twitter, Nextdoor, etc.	1	2	3	4	5	6
Use or check email.....	1	2	3	4	5	6
Share your opinions online.....	1	2	3	4	5	6
Shop online.....	1	2	3	4	5	6

D2. Please rate your overall health.

- Excellent
 Very good
 Good
 Fair
 Poor

D3. What impact, if any, do you think the economy will have on your family income in the next 6 months?

Do you think the impact will be:

- Very positive
 Somewhat positive
 Neutral
 Somewhat negative
 Very negative

D4. How many years have you lived in Loveland?

- Less than 2 years
 2-5 years
 6-10 years
 11-20 years
 More than 20 years

D5. Which best describes the building you live in?

- One family house detached from any other houses
 Building with two or more homes
 (duplex, townhome, apartment, or condominium)
 Mobile home
 Other

D6. Do you rent or own your home?

- Rent
 Own

D7. About how much is your monthly housing cost for the place you live (including rent, mortgage payment, property tax, property insurance, and homeowners' association (HOA) fees)?

- Less than \$500 \$2,000 to \$2,499
 \$500 to \$999 \$2,500 to \$2,999
 \$1,000 to \$1,499 \$3,000 to \$3,499
 \$1,500 to \$1,999 \$3,500 or more

D8. Do any children 17 or under live in your household?

- No Yes

D9. Are you or any other members of your household aged 65 or older?

- No Yes

D10. How much do you anticipate your household's total income before taxes will be for the current year? (Please include in your total income money from all sources for all persons living in your household.)

- Less than \$25,000 \$75,000 to \$99,999
 \$25,000 to \$49,999 \$100,000 to \$149,999
 \$50,000 to \$74,999 \$150,000 or more

D11. Are you Spanish, Hispanic or Latino?

- No, not Spanish, Hispanic, or Latino
 Yes, I consider myself to be Spanish, Hispanic, or Latino

D12. What is your race? (Mark one or more races to indicate what race you consider yourself to be.)

- American Indian or Alaskan Native
 Asian, Asian Indian, or Pacific Islander
 Black or African American
 White
 Other

D13. In which category is your age?

- 18-24 years 55-64 years
 25-34 years 65-74 years
 35-44 years 75 years or older
 45-54 years

D14. What is your gender?

- Female
 Male
 Identify in another way

Thank you! Please return the completed survey in the postage-paid envelope to:
National Research Center, Inc., PO Box 549, Belle Mead, NJ 08502