

Proposed Route Adjustments

City of Loveland Transit



Candice Folkers
City of Loveland Transit Manager

AGENDA

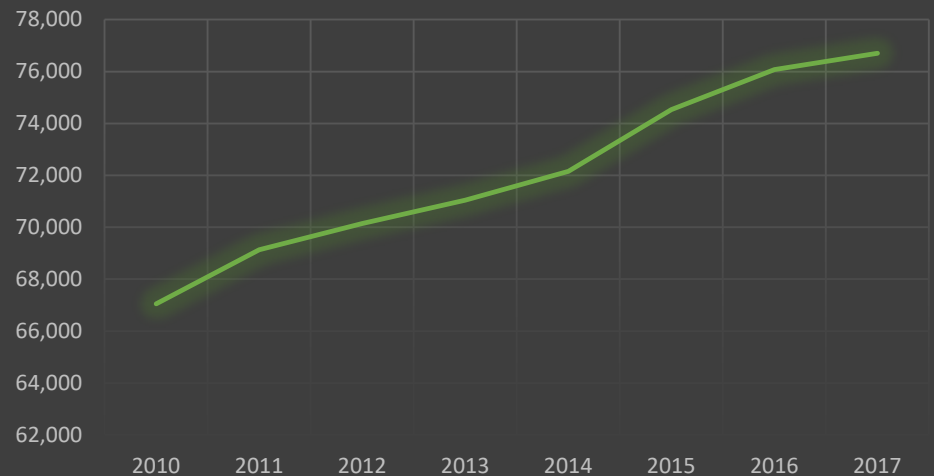
- **Existing Conditions**
- **Public Input**
- **Proposed Changes**
- **Forecasted Outcomes**
- **Future Improvements**
 - **Boards and Commissions Feedback**

Loveland is Growing!

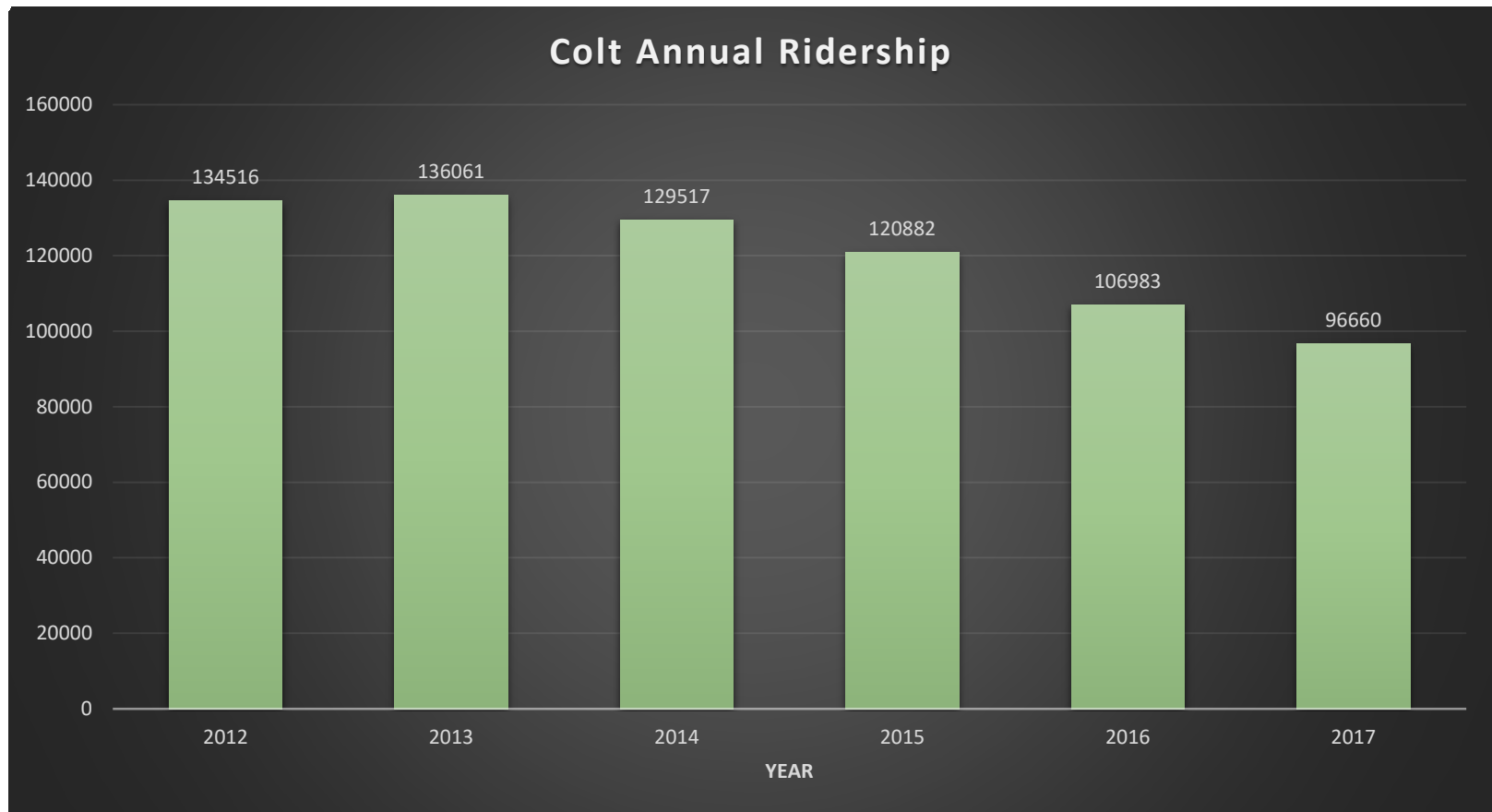
As Loveland grows the City of Loveland Transit “COLT” needs to grow and evolve!



Loveland Population Growth



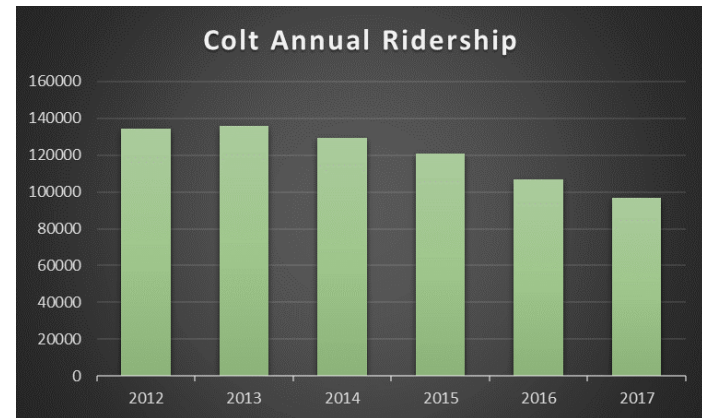
Annual Ridership is Declining



Annual Ridership is Declining

- Factors

- Lower fuel costs
- Increased teleworking
- Higher car ownership
- Ridesharing (Uber, Lyft)



**National Decline
In 2017
5%**

**COLT Decline
In 2017
9.65%**

Why is **COLT Declining More** than the National Average?

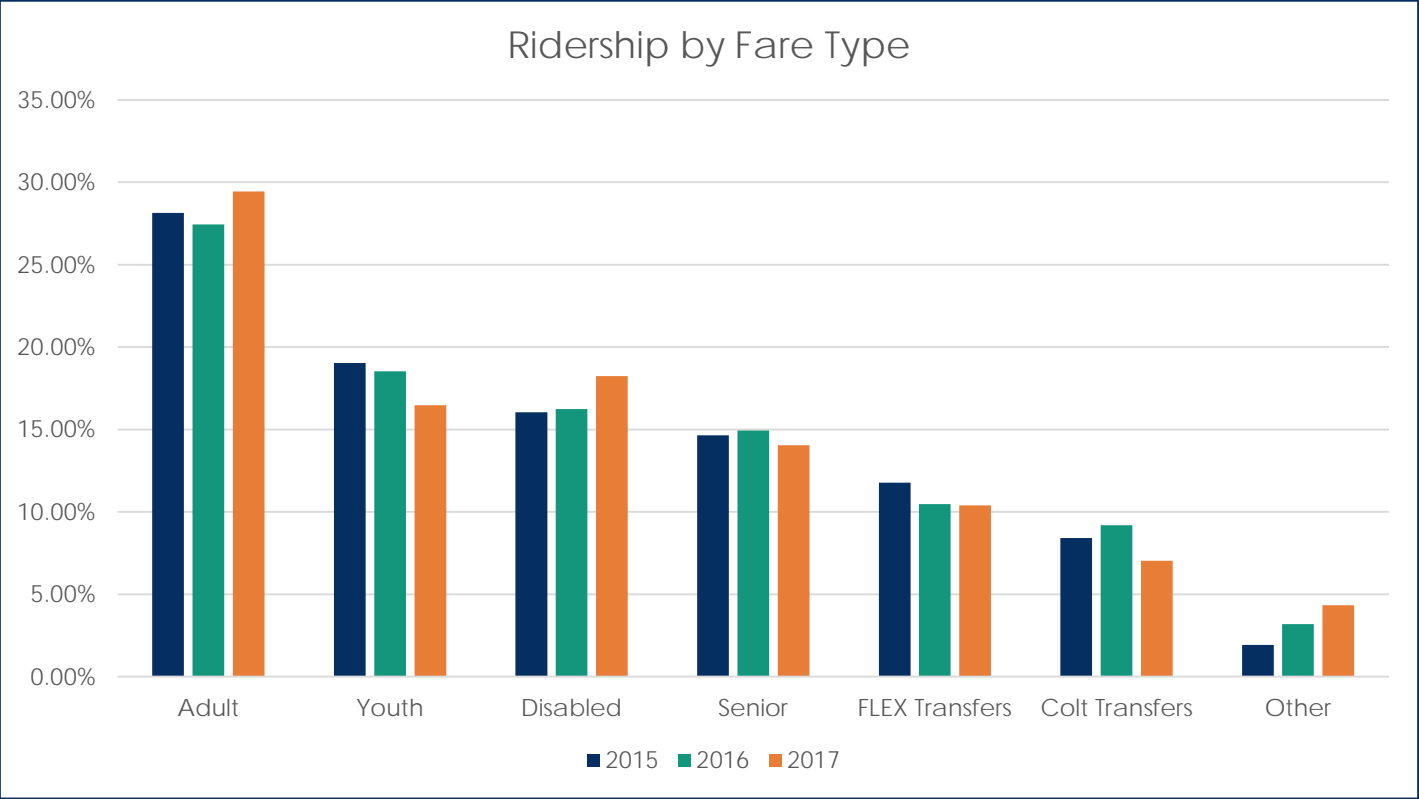
Routes

- Same 3 Routes for the last 10 years.
- Big looping route configurations.
- No out and back routes.

Service

- All COLT routes are 60 min service.
- Schedules not clear
- Strict Transfer Policy

COLT Ridership by Fare Type



Let's review some **Community Comments** from the last Transit Plan

Frequency

"Increase frequency to every half hour, at least."



Regional

"Establish regional connections between Loveland and Longmont."



Two-way routes

"Need for two way patterns in some areas. Need to implement a grid system."



Hours

"Increase hours, especially in the evenings and on the weekends."

Schedules

"Schedules and Routes need to be easy to understand."

Coverage

"Need to access lower income housing areas. More transit coverage throughout the community."

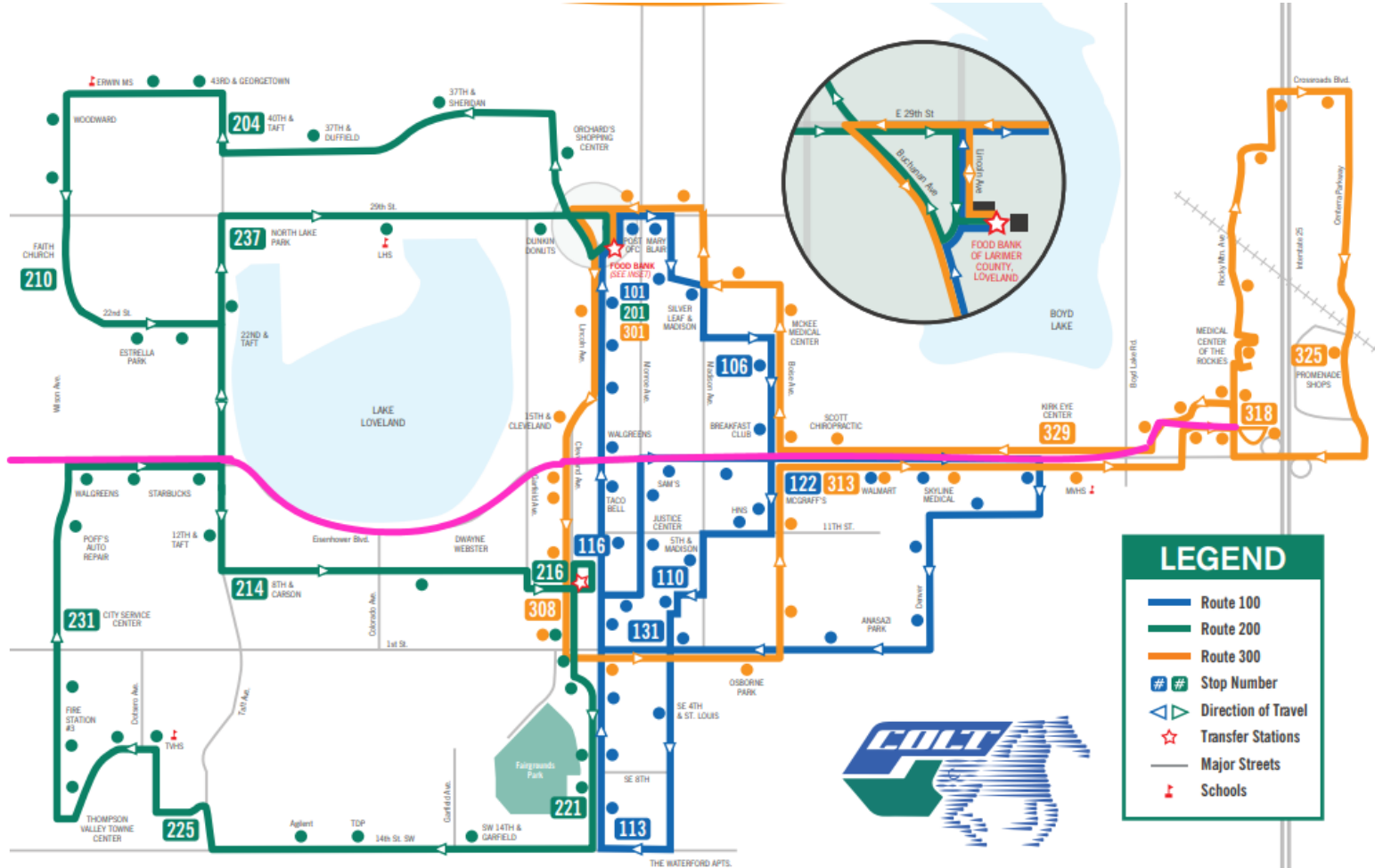
OUR PROPOSAL IS EASY

**1.
Increase
Routes**

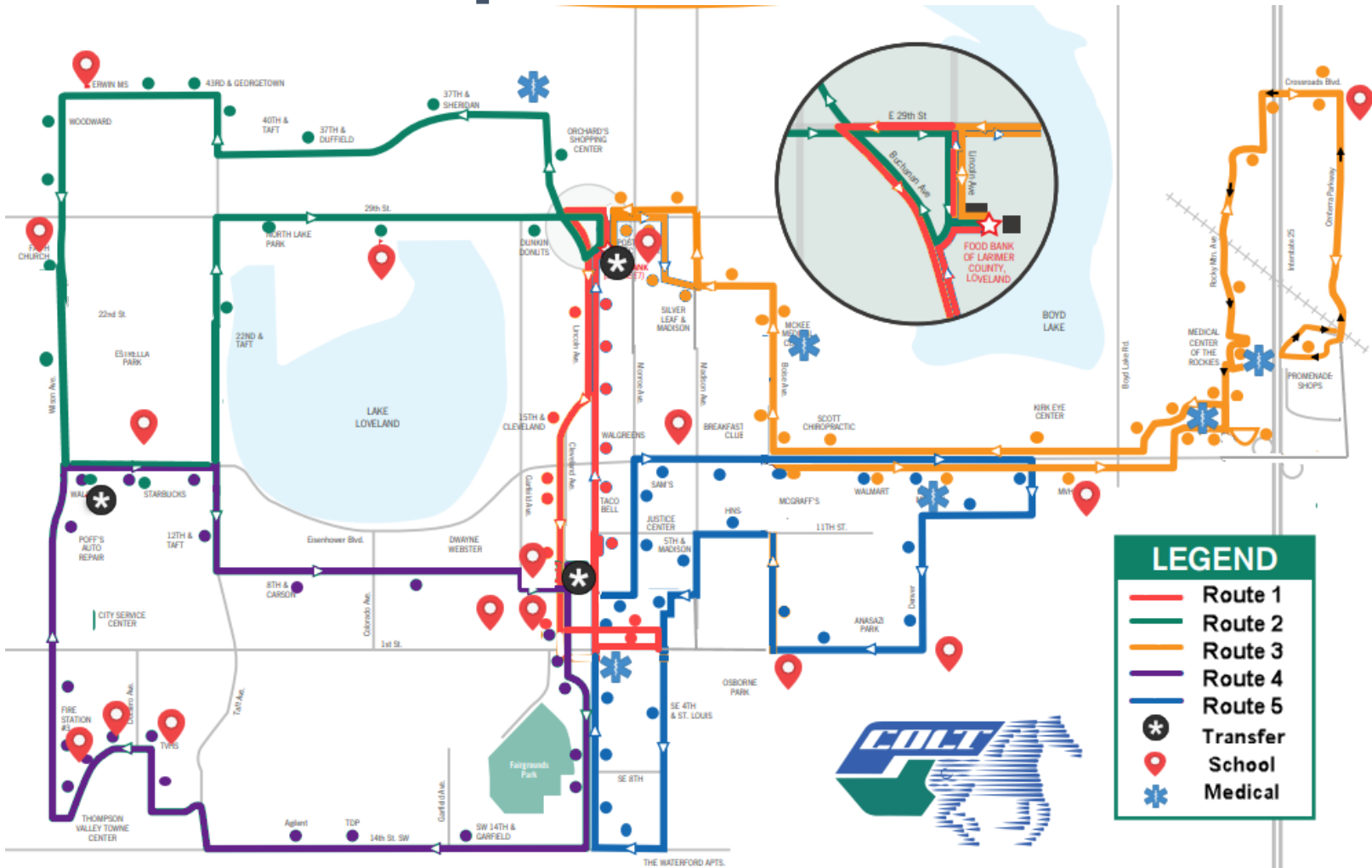
**2.
Increase
Frequency**

**3.
Make the
system easier
to use**

Current Routes



Proposed Routes



LEGEND

- Route 1
- Route 2
- Route 3
- Route 4
- Route 5
- Transfer
- School
- Medical



Cost Neutral Route Improvements

Give people what they want!

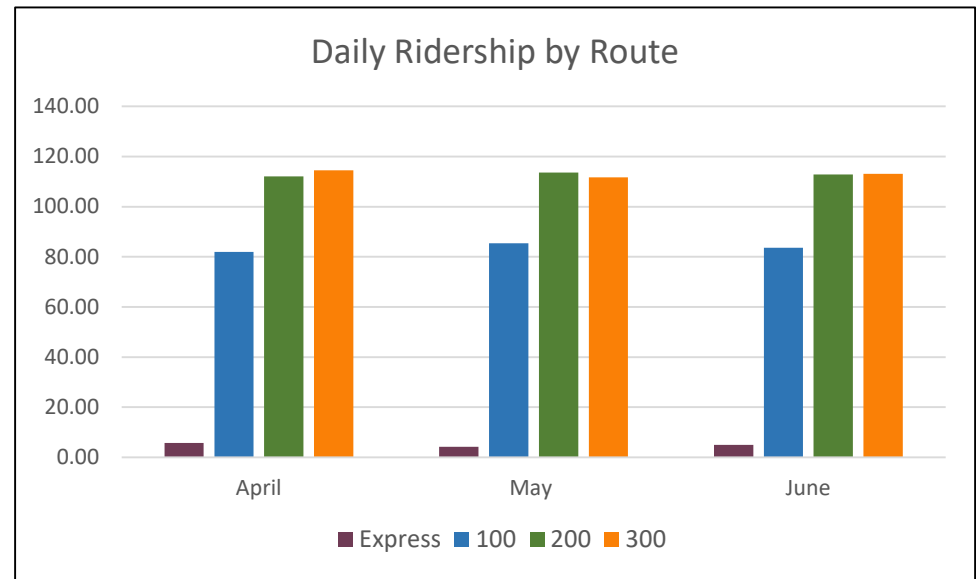
- ✓ **Increased Routes and Coverage**
Re-allocate Colt Express to create a total of 5 routes.
Keeps generally the same coverage area.
- ✓ **Increased Frequency**
Interlining routes creates 30 minute headway on two routes....Route 1 and Route 2
- ✓ **Two Way Routes**
Re-routing creates two out and back routes...Route 1 and Route 3
- ✓ **Easy to Use**
Clearer Routes, Streamlined Transfers

Colt Express

Performance Did Not Meet Expectations

1.6% Of COLT daily ridership is generated on the Express. Averaging less than 1 rider per hour.

- Reallocating the resources from the Express will allow COLT to start fulfilling the some of the requests made by the public for the 2009 Transit Master Plan.
- Eliminating the Express closes 2 stops that are not serviced by other routes.
- All other stops will continue to be serviced by other COLT routes.



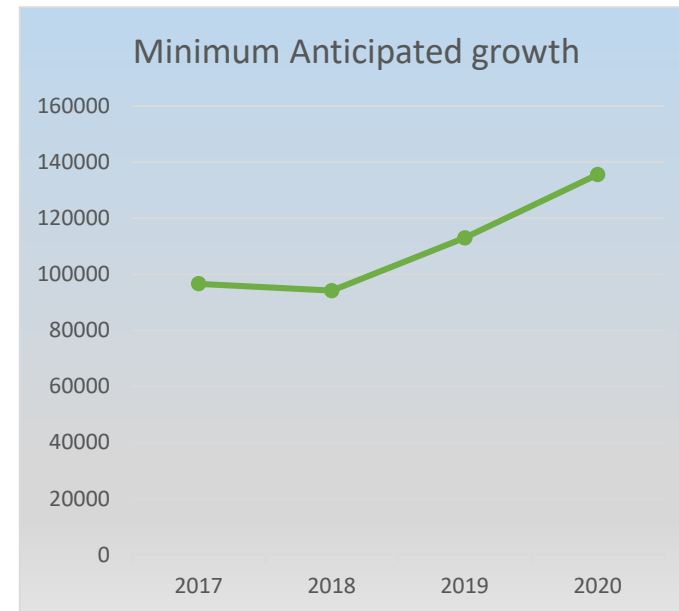
Anticipated Outcomes

Ridership will **GROW** with increased service

20%

Estimated increase in ridership with additional routes and increased frequency.

- Taking the current coverage area and breaking it into 5 separate routes increases the individual trips.
- Increasing frequency to 30 min on 2 routes allows for more trips in a day.



POTENTIAL UPGRADES

Cost effective service upgrades to consider



Increase Frequency with current stock

Allocate 1 more vehicle and Operator

- Creates 30 min service on 4 out of 5 routes.

OR

Allocate 2 more vehicles and Operators

- Creates 30 min service on all 5 routes.

Cost

Estimated = \$168,850 annually

Estimated = \$337,700 annually

AND/OR



Increase Hours

Extend service by 1 hour

- Increases connections to the FLEX
- Increases the availability for commuters
- Increases the ability to run errands after work
- Allows students to get home after extracurricular activities

Cost

Estimated = \$41,547 annually

North Transit Center Status Update

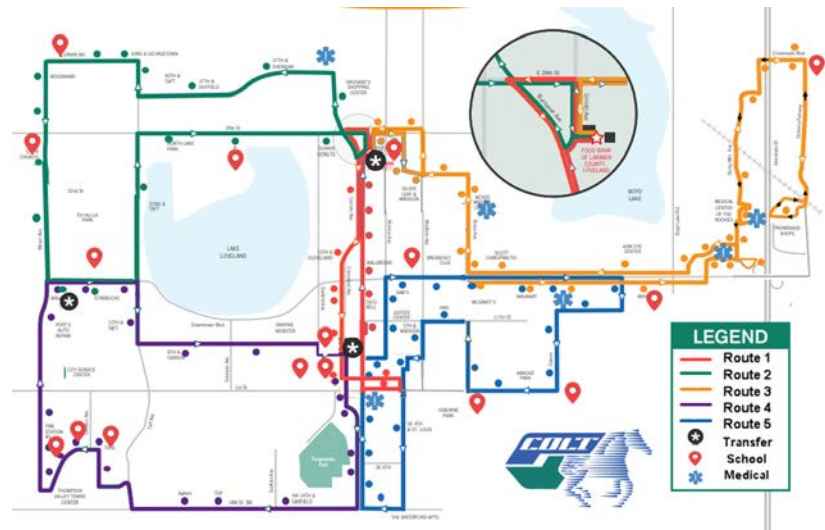
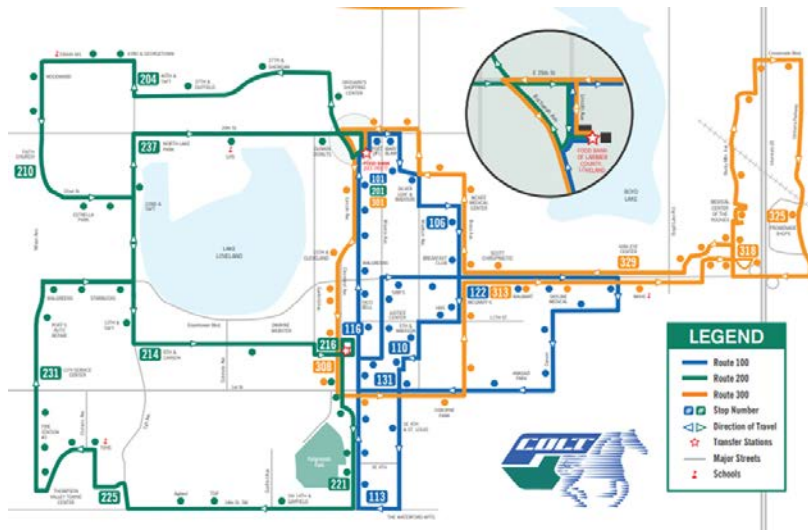
- Early 2018 Property Purchased at 37th and 287, preliminary design concepts initiated
- Late 2018 Grant application will be submitted
- IF GRANT IS AWARDED - 2019/2020 anticipated final design and construction



Questions and Feedback



Route Comparison



Ridership Numbers

2018 COLT Year to Date Ridership				
January	February	March	April	May
7737	7450	7851	7750	8468

Express Ridership		
April	May	June
86	113	113

(15 days)